
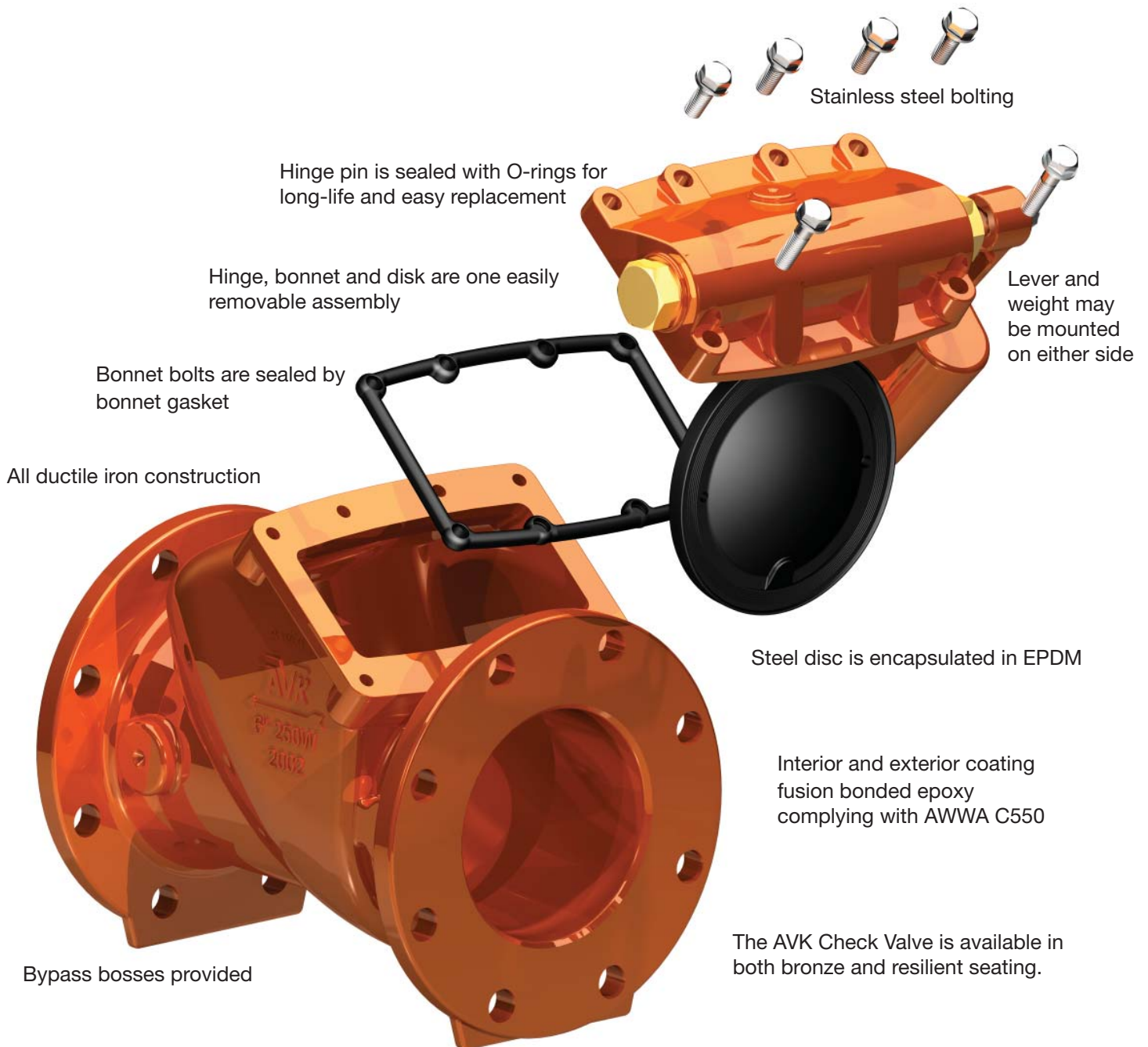


# AVK Check Valves



## AVK Check Valves: Designed for Long Life and Easy Maintenance



### Features

- Exceeds AWWA C508
- Available in 3-inch through 12-inch
- All internal exposed metal is Stainless Steel or fusion-bonded epoxy coated
- Lightweight disc reduces inertia and assists in closing
- Reduced opening angle for faster closure
- Tested to 1,000,000 cycles; rated to 250 psi
- Resilient seat is drop tight, even at low pressure
- Can be mounted vertically or horizontally
- Easily maintained with no need to remove valve from the line



### Ease of Maintenance

The AVK Series 41 is designed to be the easiest to maintain check valve on the market. Simply remove the bonnet bolts — the bonnet, hinge, and disc remove as one separate unit, leaving the valve body inline. The valve can then be easily cleaned and any repairs can be made without having to reach inside the valve. A new head assembly can be installed immediately to reduce downtime.

### Functionality

The AVK check valve complies fully with AWWA C508. The valve is designed to be a *clear waterway valve* to ensure low head loss and unobstructed flow. But it also complies with the laying lengths of ANSI/ASME B16.10 and AWWA C508 full waterway valves.


### Clear Waterway Design

For improved flow characteristics and lower head loss, the AVK check valve is a clear waterway design. There are no obstructions in the flow path for a 100% clear waterway.

### Available Options

The AVK check valve comes with the following options:


- A lever and weight can be provided to assist with quicker closure.
- Standard check valves are provided without lever and weights or springs.
- The lever and weight may be mounted on either the left-hand or right-hand side. Right-hand mounting is standard.
- A lever and spring can also be supplied to assist with quicker closure.



Lever and Spring



Clear Waterway Design



Lever and Weight

# Sample Specifications for Check Valves

## General

Swing check valves shall be of the flanged type and in full compliance with AWWA C508. Valves may be supplied with or without external lever with weight or spring. The pressure rating shall be 250 psi. Check valves shall be American AVK Series 41 or equal.

## Valve Bodies

Valve bodies shall be of ASTM A536 Ductile Iron. Flanges shall be in compliance with ANSI B16.1 Class 125. The body shall be designed so that it is an AWWA clear waterway design. Laying lengths shall comply with ANSI/ASME B16.10.

## Valve Disc

Disc shall be a carbon steel core completely encapsulated with EPDM.

## Valve Hinge and Hinge Pin

The hinge and hinge pin shall be constructed of AISI 316 stainless steel or ductile iron. O-rings shall be used to seal the hinge pin.

## Maintenance

The check valve shall be designed such that the disc, hinge, and bonnet can be removed as one assembly.

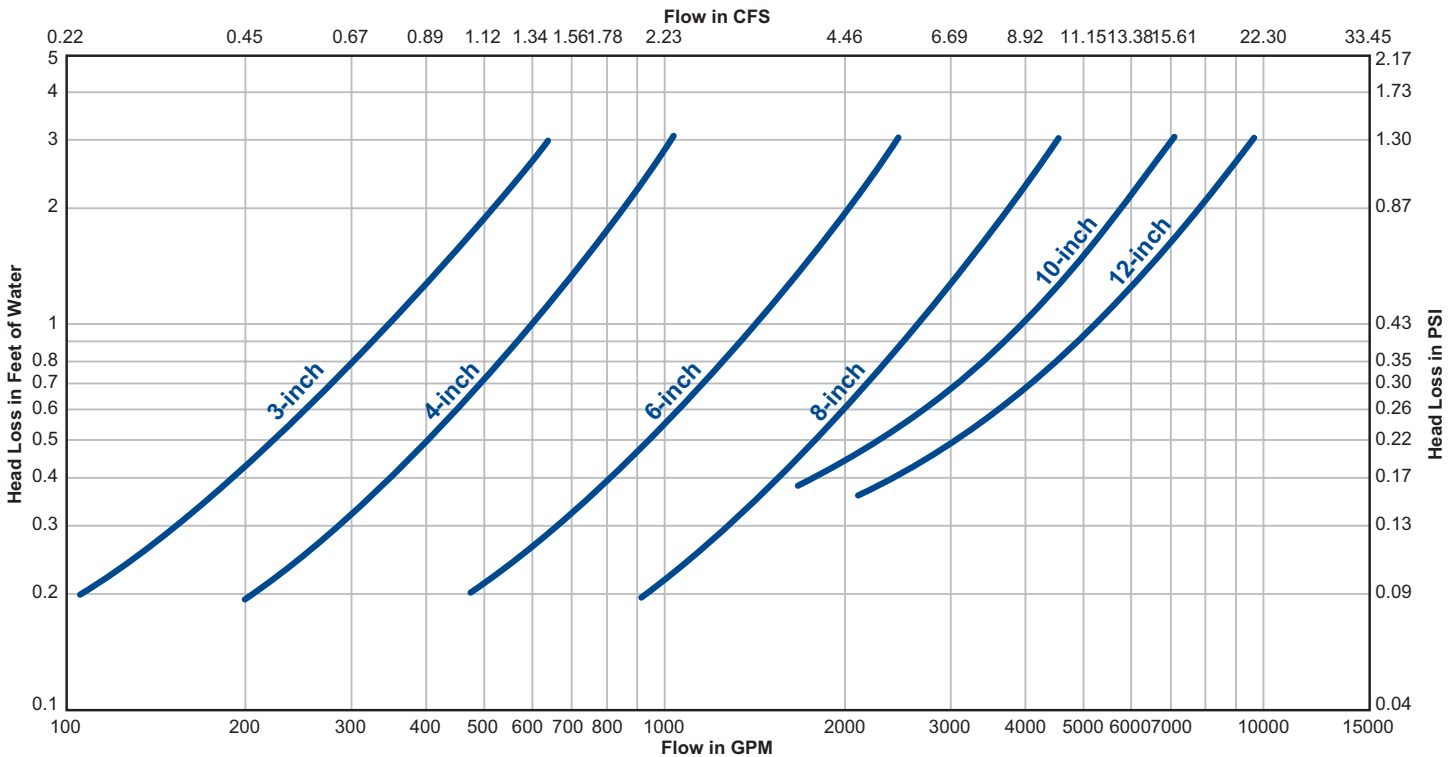
## Testing

Testing shall be performed in accordance with AWWA C508. Test results shall be furnished to the end user upon request.

## Coating

All ferrous surfaces (except stainless steel) shall be fusion-bonded epoxy coated to the requirements of AWWA C550.

### Head Loss of AVK Series 41 Check Valves



#### American AVK Company Locations To Serve You:

Minden, NV

Tel: (775) 552-1410

Fax: (775) 783-7502

N. Charleston, SC

Tel: (843) 552-5557

Fax: (843) 552-8852

Dallas, TX

Tel: (775) 552-1410

Fax: (775) 783-7502

