AVK 2025 PRICE LIST

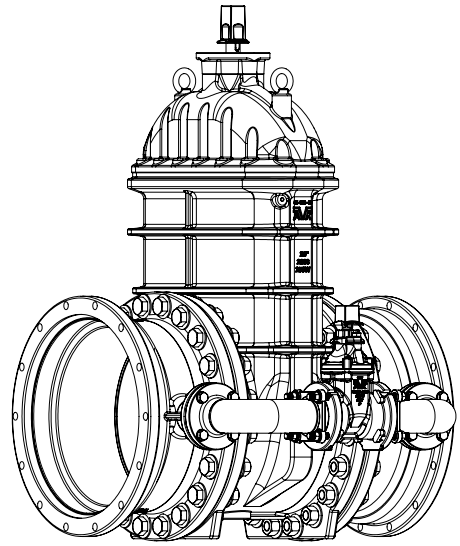

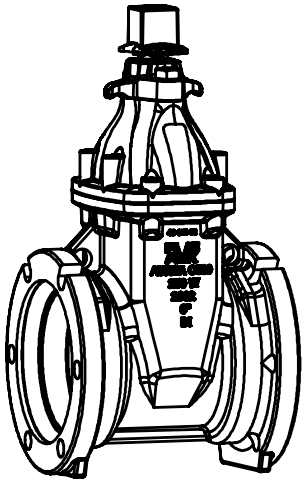

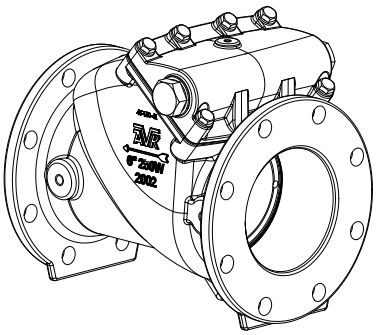

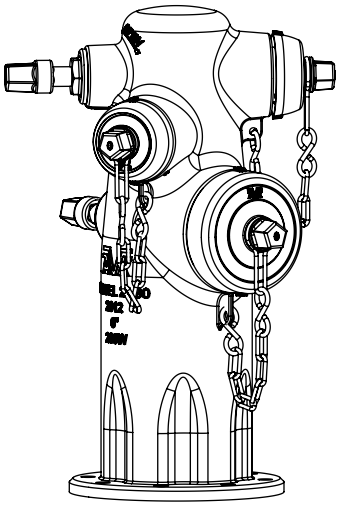

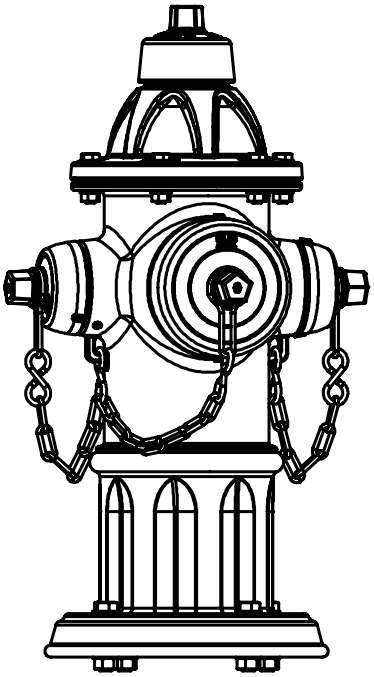

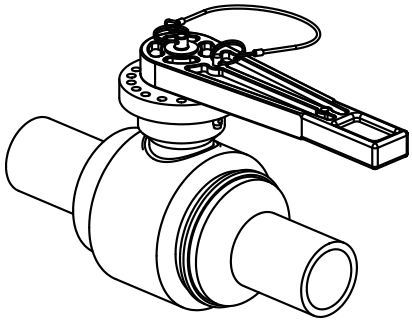

EXPECT SOLUTIONS, NOT JUST PRODUCTS

Expect... AVK

American AVK Company an ISO 9001 and ISO 14001 registered company COPYRIGHT©AVK GROUP A/S 2025
U.S. Master Pricelist - v052925 Subject to change without notice. (rev. 05/29/25)

TABLE OF CONTENTS

IN DIGITAL VERSION, PAGE NUMBERS ARE LINKED TO PAGES -
CLICK ON ANY "Expect AVK" LOGO TO RETURN TO TABLE OF CONTENTS

2 TABLE OF CONTENTS
3 TABLE OF CONTENTS (Cont.)
4 TABLE OF CONTENTS (Cont.)

5 RESILIENT WEDGE GATE VALVES OPTIONS
6 RESILIENT WEDGE GATE VALVES OPTIONS (Cont.)

7 SERIES 65 REDUCED WALL DUCTILE AVAILABILITY
8 SERIES 65 PRICING
- 65/FFN - FLxFL - NRS
- 65/HFN - HYxFL - NRS
- 65/HHN - HYxHY - NRS
- 65/MFN - MJxFL - NRS
- 65/MMN - MJxMJ - NRS

9
- 65/PFN - POxFL - NRS
- 65/PPN - POxPO - NRS
- 65/HYMAX - SOCKETS

10 SERIES 45 FULL WALL DUCTILE AVAILABILITY
11 SERIES 45 PRICING
- 45/FFN - FLxFL - NRS
- 45/FFH - FLxFL - NRS - 250 PSI
- 45/MFN - MJxFL - NRS
- 45/MFT - MJxFL - NRS - TAPPING
- 45/MMN - MJxMJ - NRS

12
- 45/MMC - MJxMJ CUT-IN
- 45/PFN - POxFL - NRS
- 45/PPN - POxPO - NRS
- 45/IIN - IPSxIPS - NRS

13 SERIES 55 LARGE DIAMETER DUCTILE AVAILABILITY
14 SERIES 55 PRICING
- 55/FFN - FLxFL - NRS
- 55/MFN - MJxFL - NRS
- 55/MMN - MJxMJ - NRS

15
- 55/FFN - FLxFL - OS&Y

16 SERIES 66 HDPE ENDS, DUCTILE AVAILABILITY
16 SERIES 66 PRICING
- 66/EEN - PExPE - NRS
- 66/MEF - MJxPE - TRANS. FITTING

17 SERIES 03 SMALL DUCTILE AVAILABILITY
18 SERIES 03 PRICING
- 03/TTN - NPTxNPT - NRS

19 SERIES 25 FULL WALL GREY IRON AVAILABILITY
20 SERIES 25 FULL WALL GREY IRON PRICING
- 25/FFN - FLxFL - NRS
- 25/MMN - MJxMJ - NRS
- 25/IIN - IPSxIPS - NRS

21 GATE VALVES OPTIONS / ACCESSORY PRICING
- WRENCH NUTS
- HANDWHEELS
- POST INDICATOR PLATES
- MJ ACCESSORY KITS

22
- TAPPING VALVE ACCESSORY KITS
- CHAIN WHEEL OPERATOR -NRS
- CHAIN WHEEL OPERATOR -OS&Y
- MOTOR OPERATORS

23
- GASKETS
- BYPASS KITS

24
- SERIES 55 TAPPING
- OPTIONAL BOLTING
- OPTIONAL STEMS

25
- OPTIONAL EPOXY COATING
- OPTIONAL PUR COATING
- GEARING

26
- HANDWHEELS FOR GEARING
- ISO ACTUATOR PLATES
- OPTIONAL NBR WEDGES

27 DRY BARREL HYDRANT OPTIONS
28 DRY BARREL HYDRANT OPTIONS (Cont.)
29 SERIES 27 DRY BARREL HYDRANT AVAILABILITY / PRICING
- 27N/PHH - Nostalgic - 2780

30 SERIES 27 DRY BARREL HYDRANT PRICING
- 27N/NHH - Nostalgic -2794
- 27N/PNN - Nostalgic- 2760

31
- 27N/PPN - Nostalgic- 2756
- 27M/PHH - Modern- 2700

32
- 27M/PNN - Modern - 2712
- 27M/PPN - Modern- 2736

33
- 27M/PHH - Modern - 2730 - Alpine
- 27M/PPH - Modern- 27CA - Monitor

34 DRY BARREL HYDRANT OPTIONS / ACCESSORY PRICING
- FLOWGUARD I™ CHECK VALVE
- HYDRANT OPTIONS
- TAMPER GUARD

35
- EXTENSION KITS
- TRAFFIC KITS
- HYDRANT TOOLS
- BOLTING/STEM OPTION

36 DRY BARREL HYDRANT OPTIONS / ACCESSORY PRICING
- STORZ NOZZLES / CAPS
- STORZ NOZZLES ADAPTORS
- OPTIONAL EPOXY/PUR COATING

37 WET BARREL HYDRANT OPTIONS
38 WET BARREL HYDRANT AVAILABILITY

39 SERIES 24 WET BARREL HYDRANT PRICING
- 24I/PHH - DI, Wet Barrel -2491
- 24I/PHN - DI, Wet Barrel -2470
- 24I/PPH - DI, Wet Barrel -2420

40
- 24S/PHH - SS, Wet Barrel -245X
- 24S/PHN - SS, Wet Barrel -244X
- 24S/PPH - SS, Wet Barrel -243X

40 WET BARREL HYDRANT OPTIONS / ACCESSORY PRICING
- 24/80 - BREAK FLANGE KIT
- 24/82 - BREAK RING KIT
- 24/88X - FLOWGUARD II ™ KIT

Copyright © AVK Group A/S 2025

American AVK Company an ISO 9001 and ISO 14001 registered company COPYRIGHT©AVK GROUP A/S 2025
U.S. Master Pricelist - v052925 Subject to change without notice. (rev. 05/29/25)

TABLE OF CONTENTS

IN DIGITAL VERSION, PAGE NUMBERS ARE LINKED TO PAGES -
CLICK ON ANY "Expect AVK" LOGO TO RETURN TO TABLE OF CONTENTS

41 POST/FLUSHING DRY BARREL HYDRANT OPTIONS
42 POST/FLUSHING DRY BARREL HYDRANT AVAILABILITY

43 SERIES 67, POST/FLUSHING, DRY BARREL HYDRANT PRICING
- 67/XX - POST/FLUSHING HYDRANT

43 SERIES 67, POST/FLUSHING, OPTIONS / ACCESSORY PRICING
- SERIES 67 EXTENSION KITS
- SERIES 67 TRAFFIC REPAIR KITS
- SERIES 67 HYDRANT TOOLS

44 SWING CHECK VALVE OPTIONS
45 SWING CHECK VALVE AVAILABILITY / PRICING
- 41/XP - Swing Check Valve - Plain

46 SERIES 41 SWING CHECK PRICING
- 41/XS - Swing Check Valve - Lever & Spring
- 41/XW - Swing Check Valve - Lever & Weight

46 SWING CHECK VALVE OPTIONS / ACCESSORY PRICING
- 41/5227 - PLAIN HEAD ASSY.
- 41/5224 - ACTUATED HEAD ASSY.

47 BALL CHECK VALVE OPTIONS
48 BALL CHECK VALVE AVAILABILITY

49 SERIES 53 BALL CHECK VALVE PRICING
- 53/FFI - Ductile Iron - FLxFL
- 53/NNI - Ductile Iron - NPTxNPT
- 53/NNS - Stainless Steel - NPTxNPT

50 SERIES 53 BALL CHECK VALVE OPTIONS / ACCESSORY PRICING
- REPLACEMENT BALL – SINKING
- REPLACEMENT BALL – FLOATING
- 53/FF COVER O-RINGS
- 53/NN COVER O-RINGS

51 UL/FM FIRE PROTECTION PRODUCT PRICING

52 SERIES 45 PRICING
- 45/FFP - FLxFL - PIV
- 45/GFP - GVxFL - PIV - IPS
- 45/GGP - GVxGV - PIV - IPS
- 45/MFP - MJxFL - PIV
- 45/MMP - MJxMJ - PIV

53
- 45/PFP - POxFL - PIV
- 45/PPP - POxPO - PIV

54
- 45/FFO - FLxFL - OS&Y - 125
- 45/FFOH - FLxFL - OS&Y - 250
- 45/GFO - GVxFL - OS&Y - IPS
- 45/GGO - GVxGV - OS&Y - IPS

55 SERIES 34 PRICING

55
- 34/0X - Telescoping Indicator Post
- 34/8X - Wall Post Indicator

56 SERIES 45 UL/FM NRS WATER DISTRIBUTION VALVE PRICING
- 45/FFN - FLxFL - NRS
- 45/FFH - FLxFL - NRS - 250 PSI
- 45/MFN - MJxFL - NRS
- 45/MMN - MJxMJ - NRS
- 45/PFN - POxFL - NRS

57
- 45/PPN - POxPO - NRS

58 PLUG VALVE OPTIONS
58 PLUG VALVE AVAILABILITY / PRICING
58 SERIES 764 PLUG VALVE PRICING
- 764/FFA - FLxFL - Actuated

59 SERIES 766 DOUBLE ECCENTRIC BUTTERFLY VALVE AVAILABILITY
60 SERIES 766 DOUBLE ECCENTRIC BUTTERFLY VALVE PRICING
- 766/FF/BFV/GB - FLxFL - Rotork Gearbox - 250 PSI - SGL-DIR
- 766/FF/BFV/GB - FLxFL - Rotork Gearbox - 250 PSI - DUAL-DIR

61
- 766/MM/BFV/GB - MJxMJ - Rotork Gearbox - 250 PSI - SGL-DIR
- 766/MM/BFV/GB - MJxMJ - Rotork Gearbox - 250 PSI - DUAL-DIR

62 SERIES 816 CONCENTRIC BUTTERFLY VALVE AVAILABILITY
63 SERIES 816 CONCENTRIC BUTTERFLY VALVE PRICING
- 816/FF/BFV/GB - FLxFL - Rotork Gearbox - 250 PSI - SGL-DIR
- 816/FF/BFV/GB - FLxFL - Rotork Gearbox - 250 PSI - DUAL-DIR
- 816/MF/BFV/GB - MJxFL - Rotork Gearbox - 250 PSI - SGL-DIR
- 816/MF/BFV/GB - MJxFL - Rotork Gearbox - 250 PSI - DUAL-DIR

64
- 816/MM/BFV/GB - MJxMJ - Rotork Gearbox - 250 PSI - SGL-DIR
- 816/MM/BFV/GB - MJxMJ - Rotork Gearbox - 250 PSI - DUAL-DIR
- 816/WW/BFV/GB - WAF - Rotork Gearbox - 250 PSI - SGL-DIR
- 816/WW/BFV/GB - WAF - Rotork Gearbox - 250 PSI - DUAL-DIR

65
- 816/FF/BFV/GB - FLxFL Lever - 150 PSI - SGL-DIR
- 816/FF/BFV/GB - FLxFL Lever - 150 PSI - DUAL-DIR
- 816/WW/BFV/GB - WAF Lever - 250 PSI - SGL-DIR
- 816/WW/BFV/GB - WAF Lever - 250 PSI - DUAL-DIR

66 SERIES 85 HDPE BALL VALVE AVAILABILITY

67
- 85/BALL/PEBV/DR11
- 85/BALL/PEBV/DR9
- 85/BALL/PEBV/DR7

68 WARRANTY INFORMATION

69 •FLOWGUARD II

70 • RESILIENT WEDGE GATE VALVES

71 • SERIES 24 – WET BARREL HYDRANTS

American AVK Company an ISO 9001 and ISO 14001 registered company COPYRIGHT©AVK GROUP A/S 2025
U.S. Master Pricelist - v052925 Subject to change without notice. (rev. 05/29/25)

Copyright © AVK Group A/S 2025

TABLE OF CONTENTS

IN DIGITAL VERSION, PAGE NUMBERS ARE LINKED TO PAGES -
CLICK ON ANY "Expect AVK" LOGO TO RETURN TO TABLE OF CONTENTS

WARRANTY INFORMATION (Cont.)

72 • SERIES 27 – DRY BARREL HYDRANTS

73 • SERIES 34 – INDICATOR POSTS

74 • SERIES 41 – SWING CHECK VALVES

75 • SERIES 53 – BALL CHECK VALVES

76 • SERIES 67 – POST HYDRANT

77 • TAMPERGUARD HYDRANT LOCK

78 • SERIES 27 – DRY BARREL HYDRANT CHECK VALVE

79 • SERIES764 – ECCENTRIC PLUG VALVES

80 • SERIES 766 – DOUBLE ECCENTRIC BUTTERFLY VALVES

81 • SERIES 816 – CONCENTRIC BUTTERFLY VALVES

Copyright © AVK Group A/S 2025

American AVK Company an ISO 9001 and ISO 14001 registered company COPYRIGHT©AVK GROUP A/S 2025
U.S. Master Pricelist - v052925 Subject to change without notice. (rev. 05/29/25)

AWWA, RESILIENT WEDGE

GATE VALVES – OPTIONS

AWWA RESILIENT WEDGE GATE VALVE OPTIONS (1” THROUGH 30”)*

- Valves Series
  - ☐ S65 – Reduced Wall Ductile Iron (AWWA C515 Compliant); 2.5" – 12"
  - ☐ S45 – Full Wall Ductile Iron (AWWA C509 Compliant); 2" – 16" (2" S25 Grey Iron Valve)
  - ☐ S55 – Large Diameter Reduced Wall Ductile Iron (AWWA C515 Compliant); 18", 20", 24", & 30"
  - ☐ S66 – Reduced Wall Ductile Iron with HDPE ends (AWWA C515 Compliant) 2" – 12"
  - ☐ S25 – 2" MJxMJ, 2" FLxFL, and 2.5" to 8" Push-On IPS Valves
  - ☐ S18 – Combitee
  - ☐ S03 – Small Ductile

- End Connections
  - ☐ MJxMJ
  - ☐ FLxFL
  - ☐ POxPO (IPS & DIPS)
  - ☐ MJxFL
  - ☐ POxFL
  - ☐ PExPE (IPS & DIPS)
  - ☐ GRxGR
  - ☐ HYxHY
  - ☐ HYxFL

- Valve Type
  - ☐ Non Rising Stem (NRS)
  - ☐ Outside Screw and Yoke (OS&Y)
  - ☐ Tapping

- Stem Material
  - ☐ Stainless Steel (Standard)
  - ☐ Low Zinc Bronze
  - ☐ 304 Stainless Steel
  - ☐ 316 Stainless Steel

- Wedge Coating Material
  - ☐ EPDM (Standard)
  - ☐ NBR

- Bolting Materials
  - ☐ 304 Stainless Steel (Standard)
  - ☐ 316 Stainless Steel
  - ☐ Zinc Plated Steel

- Pressure Rating
  - ☐ 250 psi
  - ☐ 350 psi (S45 FLxFL only, with ASME B16.1 Class 250 flanges)

- Listing and Approvals
  - ☐ NSF 61 (Standard)
  - ☐ NSF 372 (Standard)
  - ☐ UL/ULC/FM (Series 45 only)

American AVK Company an ISO 9001 and ISO 14001 registered company COPYRIGHT©AVK GROUP A/S 2025
U.S. Master Pricelist - v052925 Subject to change without notice. (rev. 05/29/25)

Copyright © AVK Group A/S 2025

AWWA, RESILIENT WEDGE

GATE VALVES – OPTIONS (cont.)

AWWA RESILIENT WEDGE GATE VALVE OPTIONS (1” THROUGH 30”)* CONT.

- Actuation
  - ☐ Operating Nut (Standard)
  - ☐ Bronze Operating Nut
  - ☐ Hand Wheel
  - ☐ Bevel Gear (NRS and OS&Y)
  - ☐ Spur Gear (NRS Only)
  - ☐ Chain Wheel
  - ☐ Actuation Plate and Keyed Stem (Standard on gate valves 18” and larger)
  - ☐ Electric Motor Operator (NRS and OS&Y)

- Coatings – Fusion Bonded Epoxy (8 mils)
  - ☐ Holiday Free Internal (VeloCorr™ - Standard on S65)
  - ☐ Holiday Free External
  - ☐ Polyurethane (PUR)

- Stem Material
  - ☐ Stainless Steel (Standard)
  - ☐ Low Zinc Bronze
  - ☐ 316 Stainless Steel

- Bypass Kits (18", 20", 24", 30" & 36")

- 1" through 3" with NPT ends, see Series 03.

- NOTE: These are generally available options for AVK AWWA gate valves. Some options are not available for all valve types and sizes. Contact American AVK for details.

- * AWWA applicable for 3" through 30"

AWWA RESILIENT WEDGE GATE VALVE ACRONYMS :

ANSI - American National Standards Institute
ASME - American Society of Mechanical Engineers
AWWA - American Water Works Association
DIPS - Ductile Iron Pipe Size
EPDM - Ethylene Propylene Diene Monomer
FL - Flange
FM - Factory Mutual
GR - Grooved
HDPE - High Density Polyethylene
HY - HYMAX®
IPS - Iron Pipe Size
MJ - Mechanical Joint
NBR - Nitrile Butyl Rubber
NRS - Non Rising Stem
NPT - National Pipe Thread
OS&Y - Outside Screw/Stem & Yoke
PE - Polyethylene
PIV - Post Indicator Valve
PO - Push - On
PUR - Polyurethane
SDR - Standard Dimension Ratio
SS - Stainless Steel
UL - Underwriters Laboratories

Copyright © AVK Group A/S 2025

American AVK Company an ISO 9001 and ISO 14001 registered company COPYRIGHT©AVK GROUP A/S 2025
U.S. Master Pricelist - v052925 Subject to change without notice. (rev. 05/29/25)

American AVK Resilient Wedge Gate Valve Class Code/ Ref. # / Breakdown

AA - BBB - CC - D

Series no.	Valve size	Flange config.	Stem type/Option
03 - Small Ductile	032 - 1" *	EE - PExPE	C - Cut-in
18 - Combitee	040 - 1.25" *	FF - FLxFL	F - Fitting
25 - Full Wall Grey Iron	050 - 2"	GG - GRxGR	H - High Pressure
45 - Full Wall Ductile	063 - 2" *	II - IPSxIPS	N - NRS
55 - Large Diameter Ductile	065 - 2.5"	HF - HYxFL	O - OS&Y
65 - Reduced Wall Ductile	070 - 2.5" *	HH - HYxHY	P - PIV
66 - HDPE Ends Ductile	080 - 3"	ME - MJxPE	T - Tapping
	090 - 3" *	MF - MJxFL	
	100 - 4"	MM - MJxMJ	
	150 - 6"	PF - POxFL	
	200 - 8"	PP - POxPO	
	250 - 10"	TT - NPTxNPT	
	300 - 12"		
	350 - 14"		
	400 - 16"		
	450 - 18"		
	500 - 20"		
	600 - 24"		
	800 - 30"		
	900 - 36"		

*** For Series 03 only**

SERIES 65 AWWA C515

REDUCED WALL DUCTILE

Series 65 AWWA Availability Listing							
Size	FLxFL	HYxFL	HYxHY	MJxFL	MJxMJ	POxFL	POxPO
2"			X				
2.5"	X*		X				
3"	X	X	X	X	X		
4"	X	X	X	X	X	X	X
6"	X	X	X	X	X	X	X
8"	X	X	X	X	X	X	X
10"	X	X	X	X	X	X	X
12"	X	X	X	X	X	X	X

* Sizes below 3" not included in AWWA Standards

American AVK Company an ISO 9001 and ISO 14001 registered company COPYRIGHT©AVK GROUP A/S 2025
U.S. Master Pricelist - v052925 Subject to change without notice. (rev. 05/29/25)

Copyright © AVK Group A/S 2025

Type	AVK Ref. #	Size	Weight kg	Weight lb	Price US $
Series 65/FFN REDUCED WALL DUCTILE FL X FL To AWWA C515	65-065-FFN	2.5"	17	38	875
Flanged ends to ASME B 16.42	65-080-FFN	3"	21	46	1,039
Class 150 NRS	65-100-FFN	4"	28	62	1,161
Ductile iron	65-150-FFN	6"	47	103	1,551
250 PSI	65-200-FFN	8"	66	146	2,425
Size 2.5"-12"	65-250-FFN	10"	102	224	3,851
	65-300-FFN	12"	141	310	4,651
	For 2" valves see Series 25 pg#17				

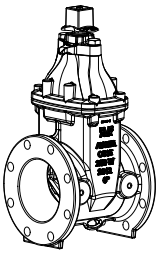

Series 65/HFN REDUCED WALL DUCTILE HY X FL To AWWA C515	65-100-HFN	4"	34	73	1,347
HYMAX GRIP® X Flanged end	65-150-HFN	6"	54	119	1,811
to ANSI B 16.1	65-200-HFN	8"	78	170	2,717
Class 125 NRS	65-250-HFN	10"	115	253	4,277
Ductile iron	65-300-HFN	12"	151	331	5,357
250 PSI					
Size 4"-12"					

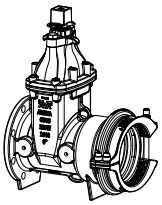

Series 65/HHN REDUCED WALL DUCTILE HY X HY To AWWA C515	65-050-HHN	1.5"-2"	38	83	1,068
HYMAX GRIP® ends	65-065-HHN	2.5"	38	83	1,293
Class 150 NRS	65-080-HHN	3"	38	83	1,436
Ductile iron	65-100-HHN	4"	38	83	1,599
250 PSI	65-150-HHN	6"	60	131	2,123
Size 1.5"-12"	65-200-HHN	8"	88	193	3,329
	65-250-HHN	10"	127	279	4,843
	65-300-HHN	12"	159	349	6,017

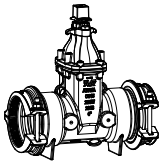

Series 65/MFN REDUCED WALL DUCTILE MJ X FL To AWWA C515				less MJ accessories
Mechanical joint end X Flanged	65-080-MFN	3"	19	42	995
end to ANSI B 16.1	65-100-MFN	4"	25	54	1,119
Class 125 NRS	65-150-MFN	6"	43	95	1,495
Ductile iron	65-200-MFN	8"	63	139	2,335
250 PSI	65-250-MFN	10"	90	199	3,709
Size 3"-12"	65-300-MFN	12"	135	297	4,479

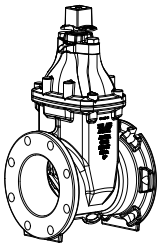

Series 65/MMN REDUCED WALL DUCTILE MJ X MJ To AWWA C515				less MJ accessories
To AWWA C515	65-080-MMN	3"	19	42	1,049
Mechanical joint ends NRS	65-100-MMN	4"	24	52	1,171
Ductile iron	65-150-MMN	6"	42	93	1,495
250 PSI	65-200-MMN	8"	59	129	2,379
Size 3"-12"	65-250-MMN	10"	89	195	3,709
	65-300-MMN	12"	127	279	4,693
	For 2" valves see Series 25 pg#17				

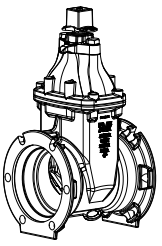

Copyright © AVK Group A/S 2025

American AVK Company an ISO 9001 and ISO 14001 registered company COPYRIGHT©AVK GROUP A/S 2025
U.S. Master Pricelist - v052925 Subject to change without notice. (rev. 05/29/25)

Type

Series 65/PFN
REDUCED WALL DUCTILE
PO X FL To AWWA C515

Push-on joint end X Flanged end to ASME B 16.42
Class 150 NRS
Ductile iron
250 PSI
Size 4"-12"

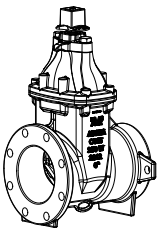

AVK Ref. #	Size	Weight kg	Weight lb	Price US $
65-100-PFN	4"	26	58	1,181
65-150-PFN	6"	43	95	1,557
65-200-PFN	8"	65	142	2,459
65-250-PFN	10"	96	212	3,867
65-300-PFN	12"	130	287	4,757

Gaskets not included with DIP PO Valves

Series 65/PPN
REDUCED WALL DUCTILE
PO X PO To AWWA C515

Push-on joint ends NRS
Ductile iron
250 PSI
Size 4"-12"

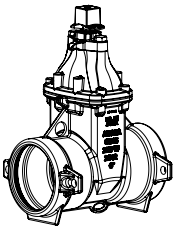

65-100-PPN	4"	26	56	1,203
65-150-PPN	6"	43	95	1,583
65-200-PPN	8"	65	142	2,403
65-250-PPN	10"	96	212	3,881
65-300-PPN	12"	130	287	4,865

Gaskets not included with DIP PO Valves

Series 27/65/67
HYMAX GRIP® Socket Set

Sizes 1.5"-12"



96-350-00282	1.5" through 12"	260

Socket sets can be used on all HYMAX GRIP® fittings for Series 65 valves, Series 27 & 67 hydrants

American AVK Company an ISO 9001 and ISO 14001 registered company COPYRIGHT©AVK GROUP A/S 2025
U.S. Master Pricelist - v052925 Subject to change without notice. (rev. 05/29/25)

Copyright © AVK Group A/S 2025

SERIES 45, AWWA C509/C515

FULL WALL DUCTILE

Series 45 AWWA Availability Listing

Size	FLxFL	FLxFL 250 PSI	GRxGR	IPSxIPS	MJxFL	MJxFL TAPPING	MJxMJ	MJxMJ CUT-IN	POxPO	POxFL
2"				X*						
2.5"	X*									
3"	X		X		X	X	X			
4"	X	X	X		X	X	X		X	X
6"	X	X	X		X	X	X	X	X	X
8"	X	X	X		X	X	X	X	X	X
10"	X	X			X	X	X	X	X	X
12"	X	X			X	X	X	X	X	X
14"	X				X		X			
16"	X				X		X		X	X

* Sizes below 3” not included in AWWA Standards

Copyright © AVK Group A/S 2025

American AVK Company an ISO 9001 and ISO 14001 registered company COPYRIGHT©AVK GROUP A/S 2025
U.S. Master Pricelist - v052925 Subject to change without notice. (rev. 05/29/25)

Type

Series 45/FFN
FULL WALL DUCTILE
FL X FL To AWWA C509/C515
125 lb. Flange

Flanged ends
to ASME B 16.42
Class 150 NRS
Ductile iron
250 PSI
Size 2.5"-16" *
** For 2" FLxFL see Series 25

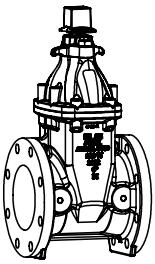

AVK Ref. #	Size	Weight kg	Weight lb	Price US $
45-065-FFN	2.5"	17	38	875
45-080-FFN	3"	19	42	1,039
45-100-FFN	4"	29	63	1,161
45-150-FFN	6"	44	97	1,551
45-200-FFN	8"	70	154	2,425
45-250-FFN	10"	122	269	3,851
45-300-FFN	12"	186	409	4,651
45-350-FFN*	14"	281	620	14,501
45-400-FFN*	16"	358	790	15,729

*** 14"- 36" discount applies**

Series 45/FFH
FULL WALL DUCTILE
FL X FL To AWWA C509/C515
250 lb. Flange

Flanged ends
to ASME B 16.42
Class 250 NRS
Ductile iron
AWWA 250 PSI
CWP 350 PSI
Size 4"-12"

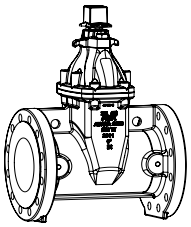

45-100-FFH	4"	41	91	3,900
45-150-FFH	6"	73	161	4,335
45-200-FFH	8"	111	244	5,783
45-250-FFH	10"	166	366	9,390
45-300-FFH	12"	245	541	10,548

Series 45/MFN
FULL WALL DUCTILE
MJ X FL To AWWA C509/C515

Mechanical joint end X Flanged end
ASME B 16.42
Class 150 NRS
Ductile Iron
250 PSI
Size 3"-16"

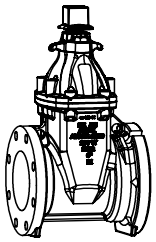

less MJ accessories

45-080-MFN	3"	20	43	995
45-100-MFN	4"	28	62	1,119
45-150-MFN	6"	47	103	1,495
45-200-MFN	8"	71	155	2,335
45-250-MFN	10"	109	240	3,709
45-300-MFN	12"	153	337	4,479
45-350-MFN*	14"	381	840	14,501
45-400-MFN*	16"	372	820	15,729

*** 14"- 36" discount applies**

Series 45/MFT
FULL WALL DUCTILE
MJ X TAP To AWWA C509/515

Mechanical joint end X Flanged end for tapping sleeves
Class 150 NRS
Ductile Iron
250 PSI
Size 4"-12"

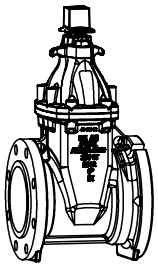

less MJ accessories

45-100-MFT	4"	32	71	1,477
45-150-MFT	6"	53	117	2,085
45-200-MFT	8"	79	174	3,097
45-250-MFT	10"	120	265	4,669
45-300-MFT	12"	182	401	7,051

Series 45/MMN
FULL WALL DUCTILE
MJ X MJ To AWWA C509/C515

Mechanical joint ends NRS
Ductile iron
NRS
250 PSI
Size 4"-16" *
* For 2" MJxMJ see Series 25

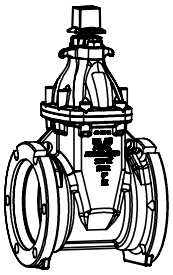

less MJ accessories

45-080-MMN	3"	20	43	1,049
45-100-MMN	4"	28	62	1,171
45-150-MMN	6"	47	103	1,495
45-200-MMN	8"	71	155	2,379
45-250-MMN	10"	109	240	3,709
45-300-MMN	12"	153	337	4,693
45-350-MMN*	14"	360	794	14,501
45-400-MMN*	16"	363	800	15,729

*** 14"- 36" discount applies**

American AVK Company an ISO 9001 and ISO 14001 registered company COPYRIGHT©AVK GROUP A/S 2025
U.S. Master Pricelist - v052925 Subject to change without notice. (rev. 05/29/25)

Copyright © AVK Group A/S 2025

Type

Series 45/MMC
FULL WALL DUCTILE
MJ Cut-In Valve
To AWWA C509/C515

Mechanical joint ends
for cut-in NRS
250 PSI
Size 4"-12"

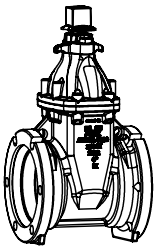

AVK Ref. #	Size	Weight kg	Weight lb	Price US $
				less MJ accessories
45-100-MMC	4"	28	62	1,647
45-150-MMC	6"	47	103	2,033
45-200-MMC	8"	70	155	3,155
45-250-MMC	10"	109	240	4,751
45-300-MMC	12"	153	337	5,931

Series 45/PFN
FULL WALL DUCTILE
PO X FL To AWWA C509/C515

Push-on joint end X Flanged end to
ASME B 16.42
Class 150 NRS
Ductile Iron
250 PSI
Size 4"-12"&16"

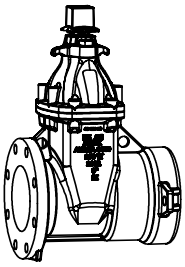

				w/o gasket
45-100-PFN	4"	27	59	1,181
45-150-PFN	6"	45	98	1,557
45-200-PFN	8"	70	154	2,459
45-250-PFN	10"	105	232	3,867
45-300-PFN	12"	163	358	4,757
45-400-PFN*	16"	363	800	15,729

Gaskets not included with DIP PO Valves

*** 14"- 36" discount applies**

Series 45/PPN
FULL WALL DUCTILE
PO X PO To AWWA C509/C515

Push-on joint
ends NRS
Ductile Iron
250 PSI
Size 4"-12"&16"

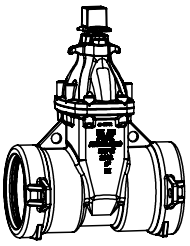

				w/o gasket
45-100-PPN	4"	26	57	1,203
45-150-PPN	6"	44	97	1,583
45-200-PPN	8"	71	157	2,403
45-250-PPN	10" *	103	227	3,881
45-300-PPN	12" *	178	391	4,865
45-400-PPN*	16"	446	982	15,729

Gaskets not included with DIP PO Valves
* Special gaskets available for 10"& 12" IPSxIPS

*** 14"- 36" discount applies**

Series 45/IIN
FULL WALL DUCTILE
IPS X IPS

Push-on joint ends
for PVC pipes
NRS
Ductilie Iron
250 PSI
Size 2"

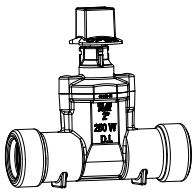

45-050-IIN	2"	8	18	763

Copyright © AVK Group A/S 2025

American AVK Company an ISO 9001 and ISO 14001 registered company COPYRIGHT©AVK GROUP A/S 2025
U.S. Master Pricelist - v052925 Subject to change without notice. (rev. 05/29/25)

SERIES 55, AWWA C515

LARGE DIAMETER DUCTILE

Series 55 AWWA Availability Listing			
Size	FLxFL	MJxFL	MJxMJ
18"	X	X *	X
20"	X	X *	X
24"	X	X *	X
30"	X **	X **	X **
36"	X	X	X

* MJxFL Adaptor Kit on FLxFL valve and MJxFL can be used as tapping valve
** Integral Bypass Flanges on long lay length

American AVK Company an ISO 9001 and ISO 14001 registered company COPYRIGHT©AVK GROUP A/S 2025
U.S. Master Pricelist - v052925 Subject to change without notice. (rev. 05/29/25)

Copyright © AVK Group A/S 2025

Type

Series 55/FFN
LARGE DIAMETER C515
FLxFL

Full wall ductile iron
Flanged ends to
ANSI B 16.l,
Class 150 NRS
250 PSI
Size 18", 20", 24", 30", 36"

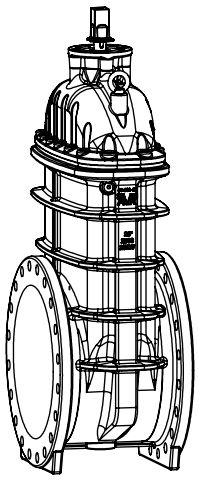

AVK Ref. #	Size	Weight kg	Weight lb	Price US $
55-450-FFN	18"	599	1321	25,745
55-500-FFN	20"	639	1408	30,919
55-600-FFN	24"	856	1886	43,963
55-800-FFN	30"	2434	5366	76,700
55-900-FFN	36"	3780	8332	122,700

30" FLxFL available in lay lengths of 26" - Short, and 39" - Long. Long lay length has integral bypass flanges for mounting bypass valve assembly. Specify lay length when ordering.
All 30"-36" valves are supplied with actuation.
Use Series 55 valve discount

Series 55/MFN
LARGE DIAMETER C515
MJ X FL

Full wall ductile iron
Mechanical joint end
X Flanged end to
ANSI B 16.1
Class 150 NRS
250 PSI
Size 18", 20", 24", 30", 36"

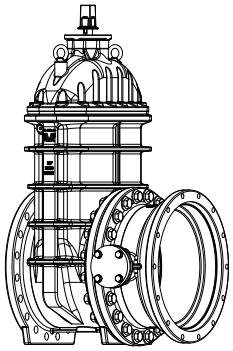

less MJ accessories

55-450-MFN	18"	XXXX	XXXX	25,745
55-500-MFN	20"	XXXX	XXXX	30,919
55-600-MFN	24"	XXXX	XXXX	43,963
55-800-MFN	30"	XXXX	XXXX	76,700
55-900-MFN	36"	3812	8404	122,700

18", 20", 24", FLxFL valve with MJxFL adaptor, less MJ accessories
30", Integral bypass flanges
All 30"-36" valves are supplied with actuation.
Use Series 55 valve discount

Series 55/MMN
LARGE DIAMETER C515
MJxMJ

Full wall ductile iron
Mechanical joint ends
NRS
250 PSI
Size 18", 20", 24", 30", 36"

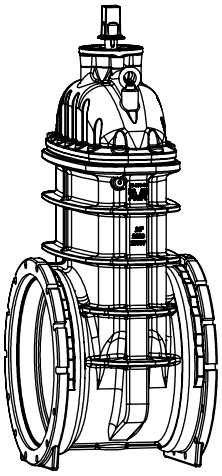

less MJ accessories

55-450-MMN	18"	603	1330	25,745
55-500-MMN	20"	635	1400	30,919
55-600-MMN	24"	847	1867	43,963
55-800-MMN	30"	2472	5450	76,700
55-900-MMN	36"	5151	11354	122,700

30", Integral bypass flanges
All 30"-36" valves are supplied with actuation.
Use Series 55 valve discount

Copyright © AVK Group A/S 2025
American AVK Company an ISO 9001 and ISO 14001 registered company COPYRIGHT©AVK GROUP A/S 2025
U.S. Master Pricelist - v052925 Subject to change without notice. (rev. 05/29/25)

Type

Series 55/FFO/MO
LARGE DIAMETER C515
FLxFL OS&Y
MANUAL OPERATION

Full wall ductile iron
Flanged ends to
ANSI B 16.l,
Class 150 NRS
250 PSI
Size 18", 20", 24"

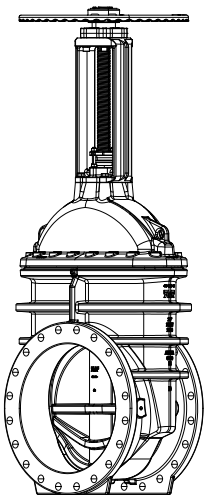

AVK Ref. #	Size	Weight kg	Weight lb	Price US $
55-450-FFO-MO	18"	599	1321	28,820
55-500-FFO-MO	20"	639	1408	36,180
55-600-FFO-MO	24"	856	1886	49.990

Use 14"-36" valve discount
For geared OS&Y valves refer to the Series 753 price adders

American AVK Company an ISO 9001 and ISO 14001 registered company COPYRIGHT©AVK GROUP A/S 2025
U.S. Master Pricelist - v052925 Subject to change without notice. (rev. 05/29/25)

Copyright © AVK Group A/S 2025

SERIES 66, AWWA C515 (where applicable)

HDPE ENDS, DUCTILE

Series 66 AWWA Availability Listing				
Size	SDR 9	SDR 11	SDR 13.5	SDR 17
2"	X	X	X	X
3"	X	X	X	X
4"	X	X	X	
6"	X	X	X	
8"	X	X	X	
10"	X	X	X	
12"	X	X	X	
14"		X		
16"		X		
When selecting SDR type, specify IPS or DIPS sizes				

Type

Series 66/EEN
Ductile iron gate valve with PE-ends

(Specify IPS or DIPS pipe size)
NRS
250 PSI
Size 4"-12"



AVK Ref. #	Size	Weight kg	Weight lb	Price US $ SDR 9	SDR 11	SDR 13.5	SDR 17
66-050-EEN	2"	9	20	1,041	991	998	958
66-080-EEN	3"	17	36	1,441	1,401	1,371	1,368
66-100-EEN	4"	26	56	1,601	1,551	1,503	N/A
66-150-EEN	6"	52	114	2,105	2,041	1,979	N/A
66-200-EEN	8"	80	175	3,383	3,335	3,289	N/A
66-250-EEN	10"	103	227	5,763	5,757	5,611	N/A
66-300-EEN	12"	152	335	8,131	8,015	7,921	N/A
66-350-EEN	14"*	xxx	xxx	N/A	29,200	N/A	N/A
66-400-EEN	16"*	xxx	xxx	N/A	30,500	N/A	N/A

Specify SDR size, IPS or DIPS

*14"-16" special delivery from Denmark, minimum of 16 weeks delivery

Series 66/MEF
Ductile iron Mechanical Joint Transition fitting for gate valve with PE-ends

250 PSI
Size 4"-12"

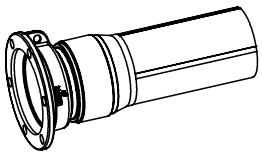

66-100-MEF	4"	12	27	351	351	351	N/A
66-150-MEF	6"	19	42	641	641	641	N/A
66-200-MEF	8"	30	65	851	851	851	N/A
66-250-MEF	10"	51	112	1,561	1,561	1,561	N/A
66-300-MEF	12"	69	152	1,841	1,841	1,841	N/A

Specify SDR size, IPS or DIPS

Copyright © AVK Group A/S 2025

American AVK Company an ISO 9001 and ISO 14001 registered company COPYRIGHT©AVK GROUP A/S 2025
U.S. Master Pricelist - v052925 Subject to change without notice. (rev. 05/29/25)

SERIES 03, AWWA C509 (where applicable)

SMALL DIAMETER DUCTILE

Series 03 AWWA Availability Listing		
Size	IPSxIPS	NPTxNPT
1”		X
1.5"		X
2"	X*	X
2.5"		X
3"		X

Sizes below 3" not included in AWWA Standards
* For 2" IPSxIPS, see Series 45 pg.# 10

American AVK Company an ISO 9001 and ISO 14001 registered company COPYRIGHT©AVK GROUP A/S 2025
U.S. Master Pricelist - v052925 Subject to change without notice. (rev. 05/29/25)

Copyright © AVK Group A/S 2025

Type

Series 03/TTN
SMALL DIAMETER DUCTILE
NPT X NPT

NPT ends
NRS
250 PSI
Size 1"-3"

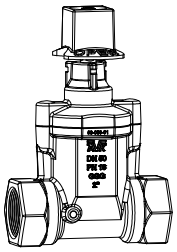

AVK Ref. #	Size	Weight kg	Weight lb	Price US $
03-032-TTN	1"	4	8	691
03-050-TTN	1.5"	6	14	741
03-063-TTN	2"	8	18	715
03-075-TTN	2.5"	12	25	885
03-090-TTN	3"	15	32	1,055

Copyright © AVK Group A/S 2025

American AVK Company an ISO 9001 and ISO 14001 registered company COPYRIGHT©AVK GROUP A/S 2025
U.S. Master Pricelist - v052925 Subject to change without notice. (rev. 05/29/25)

SERIES 25, AWWA C509

FULL WALL GREY IRON

Series 25 AWWA Availability Listing			
Size	FLxFL	IPSxIPS	MJxMJ
2"	X		X
2.5"		X	
3"		X	
4"		X	
6"		X	
8"		X	

Sizes below 3" not included in AWWA Standards
For IPSxIPS 10"&12", see Series 45 POxPO with special gaskets pg.# 10

American AVK Company an ISO 9001 and ISO 14001 registered company COPYRIGHT©AVK GROUP A/S 2025
U.S. Master Pricelist - v052925 Subject to change without notice. (rev. 05/29/25)

Copyright © AVK Group A/S 2025

Type	AVK Ref. #	Size	Weight kg	Weight lb	Price US $
Series 25/FFN **FL X FL FULL WALL** **GREY IRON C509** Flanged ends to ANSI B 16.1 Class 125 NRS 250 PSI Size 2" 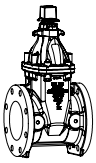	25-050-FFN	2"	13	29	733
Series 25/MMN **MJ X MJ FULL WALL** **GREY IRON C509** To AWWA C509 Mechanical joint ends NRS Grey cast iron 250 PSI Size 2" 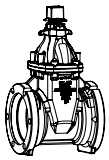					less MJ accessories
	25-050-MMN	2"	13	29	741
Series 25/IIN **IPS X IPS FULL WALL** **GREY IRON C509** To AWWA C509 Push-on joint ends for PVC pipes NRS Grey Cast Iron 250 PSI Size 2.5"-12" 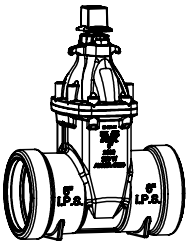					IPS with gaskets
	25-065-IIN	2.5"	20	43	1,045
	25-080-IIN	3"	20	43	1,113
	25-100-IIN	4"	28	62	1,275
	25-150-IIN	6"	47	103	1,649
	25-200-IIN	8"	71	155	2,599

Gaskets are included with IPS valves

Note: 10" & 12" sizes use Series 65 POxPO with transition gaskets

Copyright © AVK Group A/S 2025

American AVK Company an ISO 9001 and ISO 14001 registered company COPYRIGHT©AVK GROUP A/S 2025
U.S. Master Pricelist - v052925 Subject to change without notice. (rev. 05/29/25)

Type

Series 04
Wrench nut
Ductile Iron

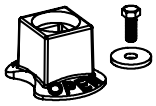

AVK Ref. #	Size	Weight kg	Weight lb	Price US $
F225	1"- 2" (for series 03)	0.8	1.8	41
F225	2"	0.8	1.8	41
F225	2.5"- 4"	1.0	2.2	51
F225	6"	1.1	2.4	51
F225	8" - 12"	1.2	2.6	61
F225	14" - 16"	1.4	3.0	61
F225	18" - 24"	2.3	5.0	201

Please specify open left or open right, **use gate valve parts discount**

Series 04
Wrench nut
Bronze

F225	1"- 2" (for series 03)	0.8	1.8	160
F225	2"	0.8	1.8	160
F225	2.5"- 4"	1.0	2.2	160
F225	6"	1.1	2.4	185
F225	8" - 12"	1.2	2.6	195
F225	14" - 16"	1.4	3.0	200
F225	18" - 24"	2.3	5.0	xxx

Please specify open left or open right, **use gate valve parts discount**

Series 08 Handwheel

for AVK gate valves series 45, 55, 65 and 66
With bolt and washer
Grey cast iron
Size 1"-30"

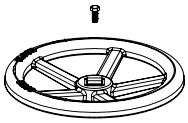

F222	1"- 2"	1.5	3.3	30
F222	2.5"- 3"	3.0	6.6	50
F222	4"	3.5	7.7	65
F222	6"	4.2	9.3	85
F222	8"	6.0	13.2	135
F222	10" - 12"	11.0	24.3	180
F222	14" - 16"	16.9	37.2	310
F222	18" - 24"	18.2	40.0	540

Please specify open left or open right, **use gate valve parts discount**

Series 18/45/55/65/66
Post Indicator Plate
Sizes 2.5"-24"

Not UL/FM

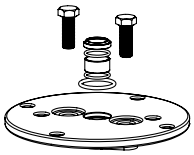

F224	2.5" through 16"	add 301
F224	18"-24"	add 501

Series 25 kits used on series 45, 65, and 66 valves

Copyright © AVK Group A/S 2025

Type

Tapping Valve Accesory Kit

AVK Ref. #	Size	Weight kg	Weight lb	Price US $
F238A	4"	4	8	91
F238B	6"	5	10	121
F238C	8"	6	12	151
F238D	10"	7	15	261
F238E	12"	9	20	311

If kits require 304 Stainless Steel bolts add to list price:

4"	add 51
6"	add 121
8"	add 121
10"	add 151
12"	add 181

If kits require 316 Stainless Steel bolts add to list price:

4"	add 81
6"	add 151
8"	add 151
10"	add 181
12"	add 221

Chain Wheel Operators for OS&Y Gate Valves

Contact American AVK for lead times

Chain Wheel #	Valve Size	Chain Wheel Price	Chain/Ft Price
#2	2.5"-3"	371	9
#2.5	4"	531	9
#3	6"-8"	611	9
#3.5	10"-12"	921	11

Use gate valve parts discount

Chain Wheel Operators for NRS Gate Valves

Contact American AVK for lead times

Chain Wheel #	Valve Size	Chain Wheel Price	Chain/Ft Price
#2	2.5"-3"	371	9
#2.5	4"	531	9
#3	6"-8"	1,211	9
#4	10"-12"	1,251	11
#4.5	14"-16"	1,979	11
#5	18",20",24",30"	2,439	11

Use gate valve parts discount

Motor Operators

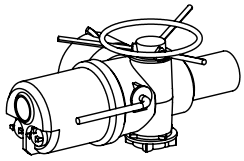

POA

Contact American AVK for specifications and availability

Copyright © AVK Group A/S 2025

American AVK Company an ISO 9001 and ISO 14001 registered company COPYRIGHT©AVK GROUP A/S 2025
U.S. Master Pricelist - v052925 Subject to change without notice. (rev. 05/29/25)

Type | **AVK Ref. #** | **Size** | **Price US $**

Gaskets for Gate Valves and Fire Hydrants

Size	IPS Valve Gasket (Part #25-xxx-07)	PO (C-900) DI Pipe Gasket (Part #25-xxx-04)
2"	6	n/a
2.5"	8	n/a
3"	9	n/a
4"	10	10
6"	14	14
8"	20	21
10"	n/a	31
12"	n/a	32
16"	n/a	n/a

Use gate valve parts discount

Series 55 Bypass Kits

Includes spool pieces,bypass valve, elbows, and required hardware kit to valve

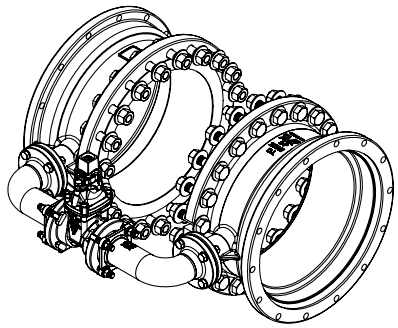

AVK Part #	Size	Price
55-450-7X	18"	5,601
55-500-7X	20"	6,001
55-600-7X	24"	8,801
55-800-7X*	30"	9,500
55-900-7X*	36"	11,000

* 30" & 36" does not include spool pieces - Spool connections, integral on body

Specify FLxFL, MJxFL, or MJxMJ

If kits require 304 Stainless Steel bolts add to list price:

	18"	add 2,651
	20"	add 2,651
	24"	add 4,801
	30"	POA
	36"	POA

If kits require 316 Stainless Steel bolts add to list price:

	18"	add 3,201
	20"	add 3,201
	24"	add 5,501
	30"	POA
	36"	POA

Less MJ and Flange accessories

American AVK Company an ISO 9001 and ISO 14001 registered company COPYRIGHT©AVK GROUP A/S 2025
U.S. Master Pricelist - v052925 Subject to change without notice. (rev. 05/29/25)

Copyright © AVK Group A/S 2025

Type	AVK Ref. #	Size	Price US $

Series 55
Tapping Kits

Includes MJ spool piece Cover Plate, and required hardware kit to valve

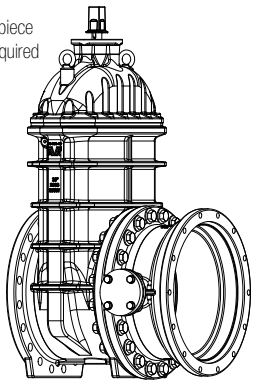

AVK Part #	Size	Price
55-450-7X	18"	2,601
55-500-7X	20"	3,201
55-600-7X	24"	4,001

If kits require 304 Stainless Steel bolts add to list price:

	18"	add 1,331
	20"	add 1,331
	24"	add 2,401

If kits require 316 Stainless Steel bolts add to list price:

	18"	add 1,601
	20"	add 1,601
	24"	add 2,701

Optional Stainless Steel Fasteners

Valve Size	List Price Adder	
	316 NRS	304 OS&Y
1"-4"	189	101
6"	251	141
8"	301	151
10"	351	181
12"	421	211
14"-16"	1,321	
18"	1,981	
20"	2,651	
24"	3,251	
30"	POA	

Add to valve list price before discount

Optional Valve Stems

Optional NRS Stems	List Price Adder			
Valve Size	430	304	316	Bronze
1"-3"	85	100	120	250
4"	100	120	150	300
6"	125	150	200	400
8"	185	200	250	500
10"	210	250	500	800
12"	250	300	600	1,000
14"-16"	POA	POA	POA	POA
18",20", 24"	POA	POA	POA	POA
30"-36"	POA	POA	POA	POA

Optional OS&Y Stems	List Price Adder	
Valve Size	430F Stainless	316 Stainless
3"	231	270
4"	231	270
6"	301	350
8"	461	540
10"	1,361	1,601
12"	1,481	1,741

Add to valve list price before discount

Copyright © AVK Group A/S 2025

American AVK Company an ISO 9001 and ISO 14001 registered company COPYRIGHT©AVK GROUP A/S 2025
U.S. Master Pricelist - v052925 Subject to change without notice. (rev. 05/29/25)

Type

Optional Epoxy Coatings

Optional Epoxy Coating Requirements	List Price Adder
Coating to exceed 10-12 mil thickness	POA
Holiday Free Coating Inside Only	POA
Holiday Free Coating Outside Only	POA
Pantone (For reclaimed water)	POA

Gearing
Series 753

To AWWA C509/C515

Bevel Gear Valve Sizes	List Price Adder
3"	4,070
4"	4,070
6"	4,470
8"	4,470
10"	4,670
12"	4,670
14"	4,970
16"	4,970
18"	5,870
20"	5,870
24"	6,570
30"	POA

Spur Gear Valve Sizes	List Price Adder
3"	4,070
4"	4,070
6"	4,470
8"	4,470
10"	4,670
12"	4,670
14"	4,970
16"	4,970
18"	5,870
20"	5,870
24"	6,570
30"	POA

American AVK Company an ISO 9001 and ISO 14001 registered company COPYRIGHT©AVK GROUP A/S 2025
U.S. Master Pricelist - v052925 Subject to change without notice. (rev. 05/29/25)

Copyright © AVK Group A/S 2025

Type	Valve Sizes	Price US $
ISO Plate and Stem for Series 45 & 65		add 251
Optional NBR Wedges	2.5"	175
	3"	208
	4"	232
	6"	310
	8"	485
	10"	770
	12"	930
	14"	2.900
	16"	3,146
	18"	5,149
	20"	6,184
	24"	8,793
	30"	15,340
	36"	24,540
Custom Valve Machining Flat Faced and Raised Face Phono Finish/Serrated Edges	3"	150
	4"	200
	6"	300
	8"	450
	10"	1,150
	12"	1.250
	14"	1.350
	16"	1,500
	18"	POA
	20"	POA
	24"	POA
	30"	POA
	36"	POA

Add to valve list price before discount

Raised face available in 4"-12"

Use gate valve discounts

Price is per flange side of valve

Copyright © AVK Group A/S 2025

American AVK Company an ISO 9001 and ISO 14001 registered company COPYRIGHT©AVK GROUP A/S 2025
U.S. Master Pricelist - v052925 Subject to change without notice. (rev. 05/29/25)

AWWA C502, DRY BARREL

HYDRANT – OPTIONS

AWWA C502 DRY BARREL HYDRANT OPTIONS

- Style
  - ☐ 27M – Modern (2700)
  - ☐ 27N – Nostalgic (2780)

- Pumper/Outlet Options
  - ☐ NHH– No Pumper (N), 2 Hose (H)
  - ☐ PHH– 1 Pumper (P), 2 Hose (H)
  - ☐ PNN– 1 Pumper (P), No Hose (N)
  - ☐ PPN– 2 Pumper (P), No Hose (N)

- Pumper Nozzle
  - Size ☐3.5" ☐4" ☐4.5" ☐5"
  - Thread Type _____

- Hose Nozzle
  - Thread type _____

- Chains
  - ☐ With Chains
  - ☐ Without Chains

- Operating Nut
  - Size _____
  - Shape ☐Hexagon ☐Pentagon ☐Square ☐Triangle

- Upper Barrel – 27M Modern only
  - ☐ Standard 12"
  - ☐ 16" - (Overall height)
  - ☐ 18" (6" - Extended)
  - ☐ 22" - (Overall height)
  - ☐ 30" (Alpine)
  - ☐ Monitor Elbow – 3" flange ☐ 4" flange ☐

- Lower Barrel
  - ☐ Bitumen
  - ☐ Non-bitumen
  - ☐ PUR – (PUR coating below ground)

- Bolting Above Ground
  - ☐ Zinc Plated Steel (Standard)
  - ☐ 304 Stainless Steel
  - ☐ 316 Stainless

- Bolting Below Ground
  - ☐ 304 Stainless Steel (Standard)
  - ☐ 316 Stainless Steel
  - ☐ Zinc Plated Steel

- Opening Direction
  - ☐ Open Left
  - ☐ Open Right

- Main Valve
  - ☐ Hydro Flow - Standard

- Drain Facility
  - ☐ Plugged seat ring
  - ☐ Plugged main valve flange – Base
  - ☐ Drains unplugged

- Upper Stem
  - ☐ 304 Stainless (Standard)
  - ☐ 316 Stainless
  - ☐ C63000 Bronze
  - ☐ Steel with brass sleeve

- Lower Stem
  - ☐ Standard steel (Standard)
  - ☐ 304 Stainless
  - ☐ 316 Stainless
  - ☐ C63000 Bronze

- Stem Coupler
  - ☐ Standard
  - ☐ Charleston Type
  - ☐ Vancouver Type

- Lubrication
  - ☐ Grease Filled
  - ☐ Oil Filled

- PE Inlet Configuration
  - ☐ Size 4" ☐ 6" ☐
  - ☐ PE Type, IPS ☐ DIPS ☐
  - ☐ PE Wall Thickness DR 9 ☐ DR11 ☐ DR13.5 ☐

- Other Inlet Configurations
  - ☐ Size 4" ☐ 6" ☐ 8" ☐
  - ☐ Type FL ☐ MJ ☐ PO ☐ Straight ☐

- Bury Depth, Lower Barrel – Hydrant no.
  - Depth in feet _____

- Lower Barrel Extension
  - Length in 6" increments_____

American AVK Company an ISO 9001 and ISO 14001 registered company COPYRIGHT©AVK GROUP A/S 2025
U.S. Master Pricelist - v052925 Subject to change without notice. (rev. 05/29/25)

Copyright © AVK Group A/S 2025

AWWA C502, DRY BARREL

HYDRANT – OPTIONS (cont.)

AWWA C502 DRY BARREL HYDRANT OPTIONS (CONT.)

- Lower Barrel Extension Canadian (Halton) Type
- Length in 6" increments_____

- Bearings
- ☐ Delrin (Standard)
- ☐ Roller (Torrington type)

- Color
- ☐ Body _____
- ☐ Hose Cap _____
- ☐ Pumper Cap _____
- ☐ Bonnet _____
- ☐ Weathershield _____
- ☐ *Special Color _____

*Special Colors may require price adders.
Please contact your territory representative.*

- FlowGuard I™ (Optional)
- ☐ 316 Bolting
- ☐ PUR Coating

- Security
- ☐ None (Standard)
- ☐ Tamper Proof Weathershield
- ☐ Tamper Proof Thrust Nut

- Stem Nut / Weathershield
- Size 1.5" Pent. ☐ 1" Square ☐
- Weathershield type _____

- Special Options – All special options must be approved by AVK

- _____

AWWA C502 DRY BARREL HYDRANT OPTIONS

Customer: _____ Municipality: _____

Engineer: _____ Requested By: _____

Date: _____

Approval Name: _____

Signature: _____

Title: _____

AWWA C502 DRY BARREL HYDRANT ACRONYMS :

AWWA - American Water Works Association
DIPS - Ductile Iron Pipe Size
EPDM - Ethylene Propylene Diene Monomer
FL - Flange
FM - Factory Mutual
GR - Grooved
HDPE - High Density Polyethylene
IPS - Iron Pipe Size
MJ - Mechanical Joint
PE - Polyethylene
PO - Push - On
PUR - Polyurethane
SDR - Standard Dimension Ratio
SS - Stainless Steel
UL - Underwriters Laboratories

Copyright © AVK Group A/S 2025
American AVK Company an ISO 9001 and ISO 14001 registered company COPYRIGHT©AVK GROUP A/S 2025
U.S. Master Pricelist - v052925 Subject to change without notice. (rev. 05/29/25)

American AVK Dry Barrel Hydrant Class Code/ Ref. # / Breakdown

27A - BBB - C D

- **27A** — Series no.
- **BBB** — Outlets
- **C** — Base Size
- **D** — Base Config.

M - Modern
N - Nostalgic

NHH - No Pumper, 2 Hose Outlets
PHH - 1 Pumper, 2 Hose Outlets
PNN -1 Pumper, No Hose Outlets
PPN -2 Pumper, No Hose Outlets

4 - 4 Inch
6 - 6 Inch
8 - 8 Inch

E - PE
F - FL
M - MJ
P - PO
S - Straight

SERIES 27, AWWA C502

DRY BARREL HYDRANTS

Type

Series 27N/PHH
(2780) Nostalgic style
Ductile iron

To AWWA C502
UL listed
FM approved
Dry barrel hydrant
2 Hose Nozzles
1 Pumper Nozzle
250 PSI

Standard bases available:
4" FL* or 4" MJ*
6" FL
6" MJ
6" PO

Optional bases available:

4" PE*	Add 451
6" PE*	Add 451
6" Straight*	Add 350
6" HYMAX GRIP®*	Add 300
8" MJ*	Add 250

* Not UL/FM

Handwheel Kit	Add 401

Copper Alloy/Cast Iron
Storz Nozzles with Cap

2.5"	Add 601
4"	Add 740
5"	Add 821

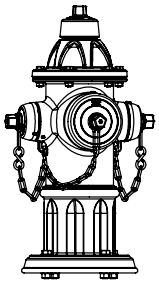

AVK Ref. #	Size	Weight kg	Weight lb	Price US $
27N/PHH-01	1.5'	127	280	4,087
27N/PHH-02	2.0'	136	300	4,087
27N/PHH-03	2.5'	145	320	4,087
27N/PHH-04	3.0'	154	340	4,189
27N/PHH-05	3.5'	163	360	4,291
27N/PHH-06	4.0'	172	380	4,393
27N/PHH-07	4.5'	181	400	4,495
27N/PHH-08	5.0'	190	420	4,597
27N/PHH-09	5.5'	200	440	4,699
27N/PHH-10	6.0'	209	460	4,801
27N/PHH-11	6.5'	218	480	4,903
27N/PHH-12	7.0'	227	500	5,005
27N/PHH-13	7.5'	236	520	5,107
27N/PHH-14	8.0'	245	540	5,209
27N/PHH-15	8.5'	254	560	5,311
27N/PHH-16	9.0'	263	580	5,413
27N/PHH-17	9.5'	272	600	5,515
27N/PHH-18	10.0'	281	620	5,617
27N/PHH-19	10.5'	290	640	5,719
27N/PHH-20	11.0'	300	660	5,821
27N/PHH-21	11.5'	309	680	5,923
27N/PHH-22	12.0'	318	700	6,025

Note: List prices without accessories. For each 6" increase to bury depth over 12' add $102

American AVK Company an ISO 9001 and ISO 14001 registered company COPYRIGHT©AVK GROUP A/S 2025
U.S. Master Pricelist - v052925 Subject to change without notice. (rev. 05/29/25)

Copyright © AVK Group A/S 2025

Type

Series 27N/NHH
(2794) Nostalgic style
Ductile iron

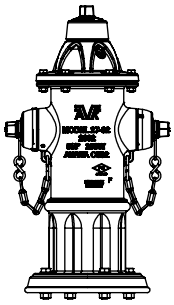

To AWWA C502
FM approved
Dry barrel hydrant
2 Hose Nozzles ONLY
No Pumper Nozzle
250 PSI

Standard bases available:
4" FL* or 4" MJ*
6" FL
6" MJ
6" PO

Optional bases available:

4" PE*	Add 451
6" PE*	Add 451
6" Straight*	Add 350
6" HYMAX GRIP®*	Add 300
8" MJ*	Add 250
* Not UL/FM	
Handwheel Kit	Add 401

Copper Alloy/Cast Iron
Storz Nozzles with Cap

2.5"	Add 601
4"	Add 740
5"	Add 821

AVK Ref. #	Size	Weight kg	Weight lb	Price US $
27N/NHH-01	1.5'	127	280	3,693
27N/NHH-02	2.0'	136	300	3,693
27N/NHH-03	2.5'	145	320	3,693
27N/NHH-04	3.0'	154	340	3,795
27N/NHH-05	3.5'	163	360	3,897
27N/NHH-06	4.0'	172	380	3,999
27N/NHH-07	4.5'	181	400	4,101
27N/NHH-08	5.0'	190	420	4,203
27N/NHH-09	5.5'	200	440	4,305
27N/NHH-10	6.0'	209	460	4,407
27N/NHH-11	6.5'	218	480	4,509
27N/NHH-12	7.0'	227	500	4,611
27N/NHH-13	7.5'	236	520	4,713
27N/NHH-14	8.0'	245	540	4,815
27N/NHH-15	8.5'	254	560	4,917
27N/NHH-16	9.0'	263	580	5,019
27N/NHH-17	9.5'	272	600	5,121
27N/NHH-18	10.0'	281	620	5,223
27N/NHH-19	10.5'	290	640	5,325
27N/NHH-20	11.0'	300	660	5,427
27N/NHH-21	11.5'	309	680	5,529
27N/NHH-22	12.0'	318	700	5,631

Note: List prices without accessories. For each 6" increase to bury depth over 12' add $102

Series 27N/PNN
(2760) Nostalgic style
Ductile iron



To AWWA C502
Dry barrel hydrant
1 Pumper Nozzle ONLY
No Hose Nozzles
Standard bases available:
4" FL or 4" MJ
6" FL
6" MJ
6" PO
250 PSI

Standard bases available:
4" FL* or 4" MJ*
6" FL
6" MJ
6" PO

Optional bases available:

4" PE*	Add 451
6" PE*	Add 451
6" Straight*	Add 350
6" HYMAX GRIP®*	Add 300
8" MJ*	Add 250
* Not UL/FM	
Handwheel Kit	Add 401

Copper Alloy/Cast Iron
Storz Nozzles with Cap

2.5"	Add 601
4"	Add 740
5"	Add 821

27N/PNN-01	1.5'	127	280	3,787
27N/PNN-02	2.0'	136	300	3,787
27N/PNN-03	2.5'	145	320	3,787
27N/PNN-04	3.0'	154	340	3,889
27N/PNN-05	3.5'	163	360	3,991
27N/PNN-06	4.0'	172	380	4,093
27N/PNN-07	4.5'	181	400	4,195
27N/PNN-08	5.0'	190	420	4,297
27N/PNN-09	5.5'	200	440	4,399
27N/PNN-10	6.0'	209	460	4,501
27N/PNN-11	6.5'	218	480	4,603
27N/PNN-12	7.0'	227	500	4,705
27N/PNN-13	7.5'	236	520	4,807
27N/PNN-14	8.0'	245	540	4,909
27N/PNN-15	8.5'	254	560	5,011
27N/PNN-16	9.0'	263	580	5,113
27N/PNN-17	9.5'	272	600	5,215
27N/PNN-18	10.0'	281	620	5,317
27N/PNN-19	10.5'	290	640	5,419
27N/PNN-20	11.0'	300	660	5,521
27N/PNN-21	11.5'	309	680	5,623
27N/PNN-22	12.0'	318	700	5,725

Note: List prices without accessories. For each 6" increase to bury depth over 12' add $102

Copyright © AVK Group A/S 2025

American AVK Company an ISO 9001 and ISO 14001 registered company COPYRIGHT©AVK GROUP A/S 2025
U.S. Master Pricelist - v052925 Subject to change without notice. (rev. 05/29/25)

Type

Series 27N/PPN
(2756) Nostalgic style
Ductile iron

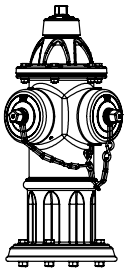

To AWWA C502
UL listed
Dry barrel hydrant
2 Pumper Nozzle ONLY**
No Hose Nozzles
Standard bases available:
250 PSI

Standard bases available:
4" FL* or 4" MJ*
6" FL
6" MJ
6" PO

Optional bases available:

4" PE*	Add 451
6" PE*	Add 451
6" Straight*	Add 350
6" HYMAX GRIP®*	Add 300
8" MJ*	Add 250

* Not UL/FM

Handwheel Kit	Add 401

Copper Alloy/Cast Iron
Storz Nozzles with Cap

2.5"	Add 601
4"	Add 740
5"	Add 821

AVK Ref. #	Size	Weight kg	Weight lb	Price US $
27N/PPN-01	1.5'	127	280	3,915
27N/PPN-02	2.0'	136	300	3,915
27N/PPN-03	2.5'	145	320	3,915
27N/PPN-04	3.0'	154	340	4,015
27N/PPN-05	3.5'	163	360	4,117
27N/PPN-06	4.0'	172	380	4,219
27N/PPN-07	4.5'	181	400	4,321
27N/PPN-08	5.0'	190	420	4,423
27N/PPN-09	5.5'	200	440	4,525
27N/PPN-10	6.0'	209	460	4,627
27N/PPN-11	6.5'	218	480	4,729
27N/PPN-12	7.0'	227	500	4,831
27N/PPN-13	7.5'	236	520	4,933
27N/PPN-14	8.0'	245	540	5,035
27N/PPN-15	8.5'	254	560	5,137
27N/PPN-16	9.0'	263	580	5,239
27N/PPN-17	9.5'	272	600	5,341
27N/PPN-18	10.0'	281	620	5,443
27N/PPN-19	10.5'	290	640	5,545
27N/PPN-20	11.0'	300	660	5,647
27N/PPN-21	11.5'	309	680	5,749
27N/PPN-22	12.0'	318	700	5,851

Note: List prices without accessories. For each 6" increase to bury depth over 12' add $102

Series 27M/PHH
(2700) Modern style
Ductile iron

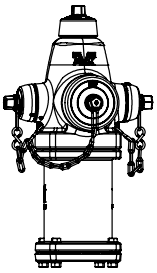

To AWWA C502
UL listed
FM approved
Dry barrel hydrant
2 Hose Nozzles
1 Pumper Nozzle
Standard bases available:
250 PSI

Standard bases available:
4" FL* or 4" MJ*
6" FL
6" MJ
6" PO

Optional bases available:

4" PE*	Add 451
6" PE*	Add 451
6" Straight*	Add 350
6" HYMAX GRIP®*	Add 300
8" MJ*	Add 250

* Not UL/FM

Handwheel Kit	Add 401

Copper Alloy/Cast Iron
Storz Nozzles with Cap

2.5"	Add 601
4"	Add 740
5"	Add 821

27M/PHH-01	1.5'	127	280	4,087
27M/PHH-02	2.0'	136	300	4,087
27M/PHH-03	2.5'	145	320	4,087
27M/PHH-04	3.0'	154	340	4,189
27M/PHH-05	3.5'	163	360	4,291
27M/PHH-06	4.0'	172	380	4,393
27M/PHH-07	4.5'	181	400	4,495
27M/PHH-08	5.0'	190	420	4,597
27M/PHH-09	5.5'	200	440	4,699
27M/PHH-10	6.0'	209	460	4,801
27M/PHH-11	6.5'	218	480	4,903
27M/PHH-12	7.0'	227	500	5,005
27M/PHH-13	7.5'	236	520	5,107
27M/PHH-14	8.0'	245	540	5,209
27M/PHH-15	8.5'	254	560	5,311
27M/PHH-16	9.0'	263	580	5,413
27M/PHH-17	9.5'	272	600	5,515
27M/PHH-18	10.0'	281	620	5,617
27M/PHH-19	10.5'	290	640	5,719
27M/PHH-20	11.0'	300	660	5,821
27M/PHH-21	11.5'	309	680	5,923
27M/PHH-22	12.0'	318	700	6,025

Note: List prices without accessories. For each 6" increase to bury depth over 12' add $102
Add $51 for 16" Upper Barrel
Add $75 for 18" Upper Barrel
Add $102 for 22" Upper Barrel

Copyright © AVK Group A/S 2025

Type

Series 27M/PNN
(2712) Modern style
Ductile iron

To AWWA C502
Dry barrel hydrant
1 Pumper Nozzle ONLY
No Hose Nozzles
Standard bases available:
250 PSI

Standard bases available:
4" FL* or 4" MJ*
6" FL
6" MJ
6" PO

Optional bases available:

4" PE*	Add 451
6" PE*	Add 451
6" Straight*	Add 350
6" HYMAX GRIP®*	Add 300
8" MJ*	Add 250
* Not UL/FM	
Handwheel Kit	Add 401

Copper Alloy/Cast Iron
Storz Nozzles with Cap

2.5"	Add 601
4"	Add 740
5"	Add 821

AVK Ref. #	Size	Weight kg	Weight lb	Price US $
27M/PNN-01	1.5'	127	280	3,787
27M/PNN-02	2.0'	136	300	3,787
27M/PNN-03	2.5'	145	320	3,787
27M/PNN-04	3.0'	154	340	3,889
27M/PNN-05	3.5'	163	360	3,991
27M/PNN-06	4.0'	172	380	4,093
27M/PNN-07	4.5'	181	400	4,195
27M/PNN-08	5.0'	190	420	4,297
27M/PNN-09	5.5'	200	440	4,399
27M/PNN-10	6.0'	209	460	4,501
27M/PNN-11	6.5'	218	480	4,603
27M/PNN-12	7.0'	227	500	4,705
27M/PNN-13	7.5'	236	520	4,807
27M/PNN-14	8.0'	245	540	4,909
27M/PNN-15	8.5'	254	560	5,011
27M/PNN-16	9.0'	263	580	5,113
27M/PNN-17	9.5'	272	600	5,215
27M/PNN-18	10.0'	281	620	5,317
27M/PNN-19	10.5'	290	640	5,419
27M/PNN-20	11.0'	300	660	5,521
27M/PNN-21	11.5'	309	680	5,623
27M/PNN-22	12.0'	318	700	5,725

Note: List prices without accessories. For each 6" increase to bury depth over 12' add $102
Add $51 for 16" Upper Barrel
Add $75 for 18" Upper Barrel
Add $102 for 22" Upper Barrel

Series 27M/PPN
(2736) Modern style
Ductile iron

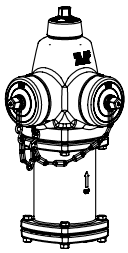

To AWWA C502
UL listed
Dry barrel hydrant
2 Pumper Nozzle ONLY**
No Hose Nozzles
Standard bases available:
250 PSI

Standard bases available:
4" FL* or 4" MJ*
6" FL
6" MJ
6" PO

Optional bases available:

4" PE*	Add 451
6" PE*	Add 451
6" Straight*	Add 350
6" HYMAX GRIP®*	Add 300
8" MJ*	Add 250
* Not UL/FM	
Handwheel Kit	Add 401

Copper Alloy/Cast Iron
Storz Nozzles with Cap

2.5"	Add 601
4"	Add 740
5"	Add 821

27M/PPN-01	1.5'	127	280	3,915
27M/PPN-02	2.0'	136	300	3,915
27M/PPN-03	2.5'	145	320	3,915
27M/PPN-04	3.0'	154	340	4,015
27M/PPN-05	3.5'	163	360	4,117
27M/PPN-06	4.0'	172	380	4,219
27M/PPN-07	4.5'	181	400	4,321
27M/PPN-08	5.0'	190	420	4,423
27M/PPN-09	5.5'	200	440	4,525
27M/PPN-10	6.0'	209	460	4,627
27M/PPN-11	6.5'	218	480	4,729
27M/PPN-12	7.0'	227	500	4,831
27M/PPN-13	7.5'	236	520	4,933
27M/PPN-14	8.0'	245	540	5,035
27M/PPN-15	8.5'	254	560	5,137
27M/PPN-16	9.0'	263	580	5,239
27M/PPN-17	9.5'	272	600	5,341
27M/PPN-18	10.0'	281	620	5,443
27M/PPN-19	10.5'	290	640	5,545
27M/PPN-20	11.0'	300	660	5,647
27M/PPN-21	11.5'	309	680	5,749
27M/PPN-22	12.0'	318	700	5,851

Note: List prices without accessories. For each 6" increase to bury depth over 12' add $102
Add $51 for 16" Upper Barrel
Add $75 for 18" Upper Barrel
Add $102 for 22" Upper Barrel

Copyright © AVK Group A/S 2025
American AVK Company an ISO 9001 and ISO 14001 registered company COPYRIGHT©AVK GROUP A/S 2025
U.S. Master Pricelist - v052925 Subject to change without notice. (rev. 05/29/25)

Type

Series 27M/PHH-ALP
(2730) Modern style
Ductile iron

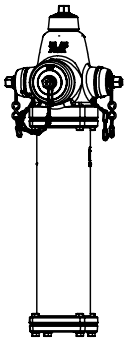

To AWWA C502
Dry barrel hydrant
2 Hose Nozzles
1 Pumper Nozzle
Extended Alpine Upper Barrel
Standard bases available:
250 PSI

Standard bases available:
4" FL* or 4" MJ*
6" FL
6" MJ
6" PO

Optional bases available:

4" PE*	Add 451
6" PE*	Add 451
6" Straight*	Add 350
6" HYMAX GRIP®*	Add 300
8" MJ*	Add 250

* Not UL/FM

Handwheel Kit	Add 401

Copper Alloy/Cast Iron
Storz Nozzles with Cap

2.5"	Add 601
4"	Add 740
5"	Add 821

AVK Ref. #	Size	Weight kg	Weight lb	Price US $
27M/PHH-01-ALP	1.5'	127	280	4,587
27M/PHH-02-ALP	2.0'	136	300	4,587
27M/PHH-03-ALP	2.5'	145	320	4,587
27M/PHH-04-ALP	3.0'	154	340	4,689
27M/PHH-05-ALP	3.5'	163	360	4,791
27M/PHH-06-ALP	4.0'	172	380	4,893
27M/PHH-07-ALP	4.5'	181	400	4,995
27M/PHH-08-ALP	5.0'	190	420	5,097
27M/PHH-09-ALP	5.5'	200	440	5,199
27M/PHH-10-ALP	6.0'	209	460	5,301
27M/PHH-11-ALP	6.5'	218	480	5,403
27M/PHH-12-ALP	7.0'	227	500	5,505
27M/PHH-13-ALP	7.5'	236	520	5,607
27M/PHH-14-ALP	8.0'	245	540	5,709
27M/PHH-15-ALP	8.5'	254	560	5,811
27M/PHH-16-ALP	9.0'	263	580	5,913
27M/PHH-17-ALP	9.5'	272	600	6,015
27M/PHH-18-ALP	10.0'	281	620	6,117
27M/PHH-19-ALP	10.5'	290	640	6,219
27M/PHH-20-ALP	11.0'	300	660	6,321
27M/PHH-21-ALP	11.5'	309	680	6,423
27M/PHH-22-ALP	12.0'	318	700	6,525

Note: List prices without accessories. For each 6" increase to bury depth over 12' add $102

Series 27M/PHH
(27CA - Monitor Elbow)
Modern style
Ductile iron

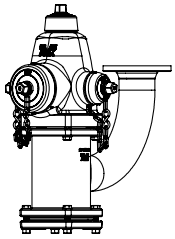

To AWWA C502
UL listed
FM approved
Dry barrel hydrant
2 Hose Nozzles
1 Pumper Nozzle
Monitor Elbow 3" or 4"
Standard bases available:
250 PSI

Standard bases available:
4" FL* or 4" MJ*
6" FL
6" MJ
6" PO

Optional bases available:

4" PE*	Add 451
6" PE*	Add 451
6" Straight*	Add 350
6" HYMAX GRIP®*	Add 300
8" MJ*	Add 250

* Not UL/FM

Handwheel Kit	Add 401

Copper Alloy/Cast Iron
Storz Nozzles with Cap

2.5"	Add 601
4"	Add 740
5"	Add 821

27M/PHH-01	1.5'	127	280	5,487
27M/PHH-02	2.0'	136	300	5,487
27M/PHH-03	2.5'	145	320	5,487
27M/PHH-04	3.0'	154	340	5,589
27M/PHH-05	3.5'	163	360	5,691
27M/PHH-06	4.0'	172	380	5,793
27M/PHH-07	4.5'	181	400	5,895
27M/PHH-08	5.0'	190	420	5,997
27M/PHH-09	5.5'	200	440	6,099
27M/PHH-10	6.0'	209	460	6,201
27M/PHH-11	6.5'	218	480	6,303
27M/PHH-12	7.0'	227	500	6,405
27M/PHH-13	7.5'	236	520	6,507
27M/PHH-14	8.0'	245	540	6,609
27M/PHH-15	8.5'	254	560	6,711
27M/PHH-16	9.0'	263	580	6,813
27M/PHH-17	9.5'	272	600	6,915
27M/PHH-18	10.0'	281	620	7,017
27M/PHH-19	10.5'	290	640	7,119
27M/PHH-20	11.0'	300	660	7,219
27M/PHH-21	11.5'	309	680	7,321
27M/PHH-22	12.0'	318	700	7,423

Note: List prices without accessories. For each 6" increase to bury depth over 12' add $102

American AVK Company an ISO 9001 and ISO 14001 registered company COPYRIGHT©AVK GROUP A/S 2025
U.S. Master Pricelist - v052925 Subject to change without notice. (rev. 05/29/25)

Copyright © AVK Group A/S 2025

Type	AVK Ref. #	Size	Weight kg	Weight lb	Price US $
Series 27 FlowGuard I™ Dry Barrel Hydrant Check Valve 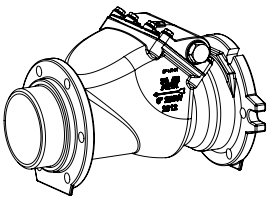	27-150-C9	For all AVK dry barrel hydrants	51	112	2,650

For 316 Stainless Steel Bolts add $161

Use check valve parts discount

Series 27 Dry Barrel Hydrant Options	
For 8" MJ shoe less accessories	add 250
For Straight Inlet	add 350
For 4" PE Inlet	add 451
For 6" PE Inlet	add 451
For 6" HYMAX GRIP® Inlet	add 300
Handwheel Kit	add 401
For Integral Storz Connection 2.5"	add 601
For Integral Storz Connection 4"	add 740
For Integral Storz Connection 5"	add 821

Series 27 Tamper Guard

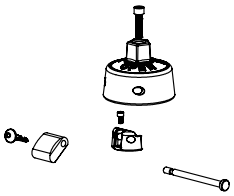

27-000-47X	Tamper Guard w/o Lock	221
27-000-47X	Tamper Guard with Lock	261

Use fire hydrant parts discount

Copyright © AVK Group A/S 2025

American AVK Company an ISO 9001 and ISO 14001 registered company COPYRIGHT©AVK GROUP A/S 2025
U.S. Master Pricelist - v052925 Subject to change without notice. (rev. 05/29/25)

Type

Series 27
Extension Kits

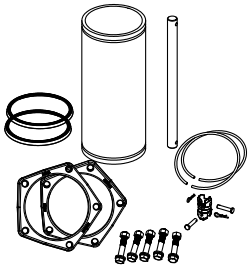

AVK Ref. #	Size	Weight kg	Weight lb	Price US $
27-150-E001-106-00	6"	9	20	620
27-150-E011-106-00	12"	18	40	730
27-150-E021-106-00	18"	27	60	826
27-150-E031-106-00	24"	36	80	929
27-150-E041-106-00	30'	45	100	1,332
27-150-E051-106-00	36"	55	120	1,456
27-150-E061-106-00	42"	64	140	1,589
27-150-E071-106-00	48'	73	160	1,779
27-150-E081-106-00	54"	82	180	1,876
27-150-E091-106-00	60"	91	100	1,910

All extension kits are shipped with 304 Stainless Steel Stem.
For 304 Stainless Steel Bolts add $41
For 316 Stainless Steel Bolts add $81
For 6" extensions over 60", add $110

Use fire hydrant parts discount

Series 27
Traffic Repair Kits

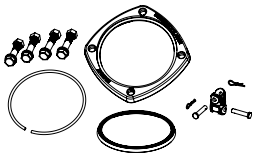

F33		11	24	327

The Traffic Repair Kits come standard with a primer coating. A $200 adder will be charged for specified colors. Part numbers above include zinc plated bolts. Other bolts available for additional charge.
For 304 Stainless Steel Bolts add $41
For 316 Stainless Steel Bolts add $81

Use fire hydrant parts discount

Series 27
Hydrants Tools

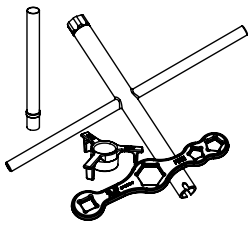

F99110	Seat Wrench	6	251
F99111	Seat Wrench Centering Tool	2	101
F99112	Operating Wrench	5	101
F99114	Oil Sleeve	1	161

Use fire hydrant parts discount

Series 27
Bolting / Stem Options

Bolting Below Ground	
304 Grade Stainless Steel	Standard
316 Grade Stainless Steel	add 300
Bolting Above Ground	
304 Grade Stainless Steel	add 120
316 Grade Stainless Steel	add 170
Upper Stem	
316 Grade Stainless Steel	add 140
Lower Stem	
304 Grade Stainless Steel	add 50 per 6" increment
316 Grade Stainless Steel	add 70 per 6" increment

American AVK Company an ISO 9001 and ISO 14001 registered company COPYRIGHT©AVK GROUP A/S 2025
U.S. Master Pricelist - v052925 Subject to change without notice. (rev. 05/29/25)

Copyright © AVK Group A/S 2025

Type	AVK Ref. #	Size	Weight kg	Weight lb	Price US $
Series 27 Copper Alloy/ Cast Iron Storz Nozzles & Caps 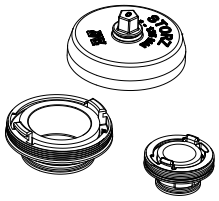				Caps	Cap&Nozzles
		2.5"		181	601
		4"		241	740
		5"		241	821

Use fire hydrant parts discount

Series 27 Storz Adaptors 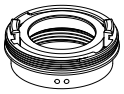	Caps	Nozzles
4" Nozzle to 4" Storz	241	1,101
4.5" Nozzle to 4" Storz	241	1,101
4" Nozzle to 5" Storz	241	1,101
4.5" Nozzle to 5" Storz	241	1,101

Use fire hydrant parts discount

Optional PUR (Polyurethane) Exterior Coating Below Ground Only

Bury Depth	
3' or less	add 660
3.5'	add 770
4'	add 880
4.5'	add 990
5'	add 1,100
5.5'	add 1,210
6'	add 1,320
6.5'	add 1,430
7'	add 1,540
7.5'	add 1,650
8'	add 1,760
8.5'	add 1,870
9'	add 1,980
9.5'	add 2,090
10'	add 2,200

Note: Add $110 per 6-inch increment for bury depths greater than 10 feet

Epoxy Coating Interior Below Ground Only

Bury Depth	
3' or less	add 660
3.5'	add 770
4'	add 880
4.5'	add 990
5'	add 1,100
5.5'	add 1,210
6'	add 1,320
6.5'	add 1,430
7'	add 1,540
7.5'	add 1,650
8'	add 1,760
8.5'	add 1,870
9'	add 1,980
9.5'	add 2,090
10'	add 2,200

Note: Add $110 per 6-inch increment for bury depths greater than 10 feet

Copyright © AVK Group A/S 2025

American AVK Company an ISO 9001 and ISO 14001 registered company COPYRIGHT©AVK GROUP A/S 2025
U.S. Master Pricelist - v052925 Subject to change without notice. (rev. 05/29/25)

AWWA C503, WET BARREL

HYDRANT – OPTIONS

AWWA C503 WET BARREL HYDRANT OPTIONS

- Style
  - ☐ 24T– Threaded Ductile Iron (High Pressure 350 PSI)
  - ☐ 24S – Stainless Steel (200 PSI)
  - ☐

- Pumper/Outlet Options
  - ☐ PHH– 1 Pumper (P), 2 Hose (H)
  - ☐ PHN– 1 Pumper (P), 1 Hose (H), No second Hose (N)
  - ☐ PPH– 2 Pumper (P), 1 Hose (H)

- Chains
  - ☐ With Chains
  - ☐ With Cables
  - ☐ Without Chains

- Pumper Nozzle
  - ☐ Size _____
  - ☐ Thread type _____

- Hose Nozzle
  - ☐ Size _____
  - ☐ Thread type _____

- Operating Nut
  - ☐ Size _____
  - ☐ Shape _____

- Bolting
  - ☐ Zinc Plated (Standard)
  - ☐ 304 Stainless Steel
  - ☐ 316 Stainless Steel

- Mounting Hardware (Optional)
  - ☐ Zinc Plated (Standard)
  - ☐ 304 Stainless Steel
  - ☐ 316 Stainless Steel

- Opening Direction
  - ☐ Open Left (Standard)

- Optional Break Flange
  - ☐ Outlet Drill Pattern _____
  - ☐ Inlet Drill Pattern _____

- Inlet Drill Pattern
  - ☐ 6 Hole (AWWA C503)
  - ☐ 8 Hole (ASME B16.1, Class 125)
  - ☐ San Diego

- Color
  - ☐ Body _____
  - ☐ Hose Cap _____
  - ☐ Pumper Cap _____
  - ☐ Dummy Nuts _____
  - ☐ Special Color _____

- FlowGuard II™ (Optional)
  - ☐ Outlet Drill Pattern _____
  - ☐ Inlet Drill Pattern _____
  - ☐ 316 Bolting _____
  - ☐ Color _____

- Special Options – All special options must be approved by AVK
- _____

Customer: _____

Engineer: _____

Date: _____

Approval Name: _____

Signature: _____

Title: _____

Municipality: _____

Requested By: _____

American AVK Company an ISO 9001 and ISO 14001 registered company COPYRIGHT©AVK GROUP A/S 2025
U.S. Master Pricelist - v052925 Subject to change without notice. (rev. 05/29/25)

Copyright © AVK Group A/S 2025

SERIES 24 AWWA C503, WET BARREL

HYDRANT

American AVK Wet Barrel Hydrant Class Code/ Ref. # / Breakdown

24A - BBB

24A — **Series no.**

BBB — **Outlets**

I - Ductile Iron
S - Stainless Steel

PHH - 1 Pumper, 2 Hose Outlets
PHN - 1 Pumper, 1 Hose Outlet
PPH -2 Pumpers, 1 Hose Outlet

Series 24 AWWA C503 Availability Listing			
Material	PHN 1 Pumper – 1 Hose Outlet	PHH 1 Pumper – 2 Hose Outlets	PPH 2 Pumpers – 1 Hose Outlet
24I – Ductile Iron – 250/350 PSI*	X	X	X
24S – Stainless Steel – 200 PSI	X	X	X

* - As of June, 2020, all ductile iron wet barrel hydrants have been changed to the threaded high pressure configuration.

AWWA C503 WET BARREL HYDRANT ACRONYMS :

AWWA - American Water Works Association
DI - Ductile Iron
EPDM - Ethylene Propylene Diene Monomer
FL - Flange
FM - Factory Mutual
PE - Polyethylene
PUR - Polyurethane
SS - Stainless Steel
THD - Threaded
UL - Undewriters Laboratories

Copyright © AVK Group A/S 2025

American AVK Company an ISO 9001 and ISO 14001 registered company COPYRIGHT©AVK GROUP A/S 2025
U.S. Master Pricelist - v052925 Subject to change without notice. (rev. 05/29/25)

Type	AVK Ref. #	Size	Weight kg	Weight lb	Price US $
Series 24T/PHN (2472) Wet barrel hydrant Ductile Iron, High Pressure	24T/PHN	1 x 2.5" and 1 x 4"	57	126	2,941
	24T/PHN	1 x 2.5" and 1 x 4.5"	57	126	2,941
	Tapped and steel plugged, 2.5" NPT thread in top of nozzle section. Add $650				
Series 24T/PHH (2492) Wet barrel hydrant Ductile Iron, High Pressure	24T/PHH	2 x 2.5" and 1 x 4"	62	136	4,085
	24T/PHH	2 x 2.5" and 1 x 4.5"	62	136	4,085
Series 24T/PPH (2422) Wet barrel hydrant Ductile iron	24IT/PPH	1 x 2.5" and 2 x 4"	58	127	4,575
	24IT/PPH	1 x 2.5" and 2 x 4.5"	58	127	4,575
	6 hole bolting options only				

Series 24T/PHN (2472) Wet barrel hydrant Ductile Iron, High Pressure

To AWWA C503
UL Listed
FM Approved
1 Hose Nozzle
1 Pumper Nozzle
UL/FM - 250 PSI
AWWA - 350 PSI

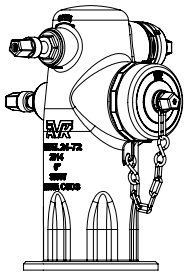

Series 24T/PHH (2492) Wet barrel hydrant Ductile Iron, High Pressure

To AWWA C503
UL Listed
FM Approved
2 Hose Nozzles
1 Pumper Nozzle
UL/FM - 250 PSI
AWWA - 350 PSI

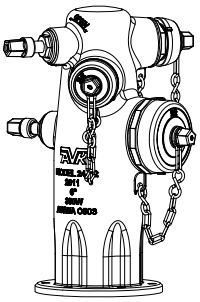

Series 24T/PPH (2422) Wet barrel hydrant Ductile iron

To AWWA C503
UL Listed
1 Hose Nozzle
2 Pumper Nozzles
UL - 250 PSI
AWWA - 350 PSI

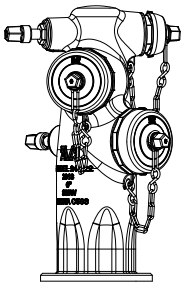

Copyright © AVK Group A/S 2025

Type	AVK Ref. #	Size	Weight kg	Weight lb	Price US $
Series 24S/PHN (244X) Wet barrel hydrant Stainless Steel To AWWA C503 UL Listed FM Approved 1 Hose Nozzle 1 Pumper Nozzle 200 PSI 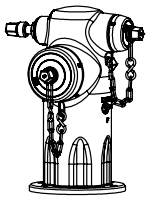	24S/PHN	1 x 2.5" and 1 x 4"	46	101	6,597
	24S/PHN	1 x 2.5" and 1 x 4.5"	46	101	6,597
Series 24S/PHH (245X) Wet barrel hydrant Stainless Steel To AWWA C503 UL Listed FM Approved 2 Hose Nozzles 1 Pumper Nozzle 200 PSI 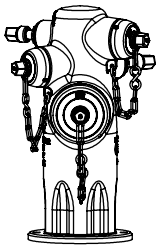	24S/PHH	2 x 2.5" and 1 x 4"	57	126	8,991
	24S/PHH	2 x 2.5" and 1 x 4.5"	57	126	8,991
Series 24S/PPH (243X) Wet barrel hydrant Stainless Steel To AWWA C503 UL Listed 1 Hose Nozzle 2 Pumper Nozzle 200 PSI 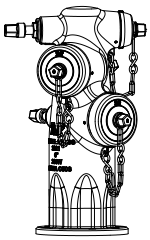	24S/PPH	1 x 2.5" and 2 x 4"	46	101	9,491
	24S/PPH	1 x 2.5" and 2 x 4.5"	46	101	9,491
Series 24/80 Breakable flange unit for AVK Wet barrel hydrants 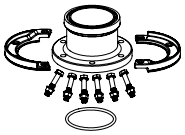	24-150-80	Kit with bolts included	19	42	463
		For 304 Bolts			add 81
		For 316 Bolts			add 161
		Use hydrant parts discount			
Series 24/82 Break ring Repair kit for AVK Wet barrel hydrant breakable flange unit 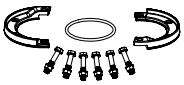	24-150-82X	Kit with bolts included	7	15	269
		For 304 Bolts			add 81
		For 316 Bolts			add 161
		Option: X =1.Bolts, nuts and washers plated steel 2.Bolts, nuts and washers stainless steel **Use hydrant parts discount**			
Series 24/88X FlowGuard II™ check valve unit for AVK Wet barrel hydrants 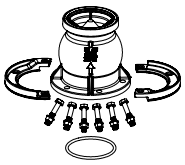	24-150-88X	FlowGuard II™ Kit, bolts included	19	42	2,401
		Use hydrant parts discount			

Copyright © AVK Group A/S 2025

American AVK Company an ISO 9001 and ISO 14001 registered company COPYRIGHT©AVK GROUP A/S 2025
U.S. Master Pricelist - v052925 Subject to change without notice. (rev. 05/29/25)

SERIES 67, POST/FLUSHING, DRY BARREL

HYDRANT – OPTIONS

SERIES 67, POST/FLUSHING, DRY BARREL HYDRANT OPTIONS

- Style
  - ☐ 67 – Post/Flushing Hydrant
- Hose Nozzle
  - ☐ Thread type _____
- Chains
  - ☐ With Chains
  - ☐ Without Chains
- Operating Nut
  - ☐ Size _____
  - ☐ Shape _____
- Bolting Above Ground
  - ☐ Zinc Plated (standard)
  - ☐ 304 Stainless Steel
  - ☐ 316 Stainless Steel
- Bolting Below Ground
  - ☐ Zinc Plated (standard)
  - ☐ 304 Stainless Steel
  - ☐ 316 Stainless Steel
- Opening Direction
  - ☐ Open Left
  - ☐ Open Right
- Drain Facility
  - ☐ Plugged seat ring
  - ☐ Plugged main valve flange – Base
  - ☐ Drains unplugged
- Upper Stem
  - ☐ 304 Stainless
- Lower Stem
  - ☐ 304 Stainless
- Lubrication
  - ☐ Grease Filled
- Inlet Configurations
  - ☐ Size 2" ☐ 2.5" ☐ 3" ☐ 4" ☐
  - ☐ Type FL ☐ MJ ☐ NPT ☐
- Bury Depth, Lower Barrel – Hydrant no.
  - ☐ Depth in feet (In 6" increments)
- Color
  - ☐ Body _____
  - ☐ Hose Cap _____
  - ☐ Base _____
  - ☐ Lower Barrel(s) _____
  - ☐ Weathershield _____
  - ☐ Special Color _____
- Special Options – All special options must be approved by AVK

Customer: _____

Engineer: _____

Date: _____

Approval Name: _____

Signature: _____

Title: _____

Municipality: _____

Requested By: _____

American AVK Company an ISO 9001 and ISO 14001 registered company COPYRIGHT©AVK GROUP A/S 2025
U.S. Master Pricelist - v052925 Subject to change without notice. (rev. 05/29/25)

Copyright © AVK Group A/S 2025

SERIES 67, POST/FLUSHING

DRY BARREL HYDRANT

American AVK Wet Barrel Hydrant Class Code/ Ref. # / Breakdown

67 -	A	B -	C
Series no.	Inlet Size	Inlet Config.	Bury Depth
	2 - 2"	F - FL	15 - 1.5'
	2.5 - 2.5"	M - MJ	20 - 2'
	3 - 3"	N - NPT	25 - 2.5'
	4 - 4"		30 - 3'
			35 - 3.5'
			40 - 4'
			45 - 4.5'
			50 - 5'
			55 - 5.5'
			60 - 6'
			65 - 6.5'
			70 - 7'
			75 - 7.5'
			80 - 8'

SERIES 67, POST/FLUSHING, DRY BARREL HYDRANT ACRONYMS :

DI - Ductile Iron
EPDM - Ethylene Propylene Diene Monomer
FL - Flange
MJ - Mechanical Joint
NPT - National Pipe Thread
SS - Stainless Steel

Copyright © AVK Group A/S 2025
American AVK Company an ISO 9001 and ISO 14001 registered company COPYRIGHT©AVK GROUP A/S 2025
U.S. Master Pricelist - v052925 Subject to change without notice. (rev. 05/29/25)

Type

Series 67/XX
Post/Flushing
Dry barrel Hydrant

One Hose Nozzle ONLY

Standard bases available:
2.5" FL
3" FL
2" MJ
3" MJ
4" MJ
2" NPT
2.5" NPT
3" NPT
Optional base:
2" HYMAX GRIP® Add 200

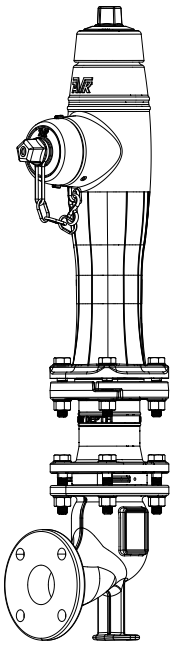

AVK Ref. #	Size (Bury Depth)	Weight kg	Weight lb	Price US $
67-XX-15	1.5'	46	101	2,271
67-XX-20	2.0'	49	108	2,271
67-XX-25	2.5'	52	115	2,271
67-XX-30	3.0'	55	122	2,271
67-XX-35	3.5'	59	129	2,331
67-XX-40	4.0'	62	136	2,391
67-XX-45	4.5'	65	143	2,451
67-XX-50	5.0'	68	150	2,511
67-XX-55	5.5'	71	157	2,571
67-XX-60	6.0'	74	164	2,631
67-XX-65	6.5'	78	171	2,691
67-XX-70	7.0'	81	178	2,751
67-XX-75	7.5'	84	185	2,811
67-XX-80	8.0'	87	192	2,871
67-XX-85	8.5'	90	199	2,931
67-XX-90	9.0'	93	206	2,991
67-XX-95	9.5'	96	213	3,051
67-XX-100	10.0'	99	220	3,111

Note: List prices without accessories. Extensions available in 6" increments from 6" to 8'
Add $200 for 2" HYMAX GRIP® base
For each 6" increase to bury depth over 10' add $61
Lower Stem Optional 304 Stainless Steel add $50 per 6 inch increment
304 Stainless Steel Bolting (incl. 4 bolts, 8 washers, 4 nuts) add $81
316 Stainless Steel Bolting (incl. 4 bolts, 8 washers, 4 nuts) add $161
PUR coating or each 6" increase to bury depth add $60

Series 67
Extension Kits

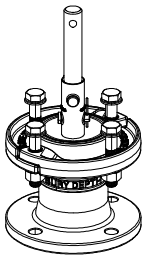

	Bury Depth	
67-999-6X	0.5'	601
67-999-6X	1.0'	661
67-999-6X	1.5'	721
67-999-6X	2.0'	781
67-999-6X	2.5'	841
67-999-6X	3.0'	901
67-999-6X	3.5'	961
67-999-6X	4.0'	1,021
67-999-6X	4.5'	1,081
67-999-6X	5.0'	1,141

Use fire hydrant parts discount
Extension Stem Optional 304 Stainless Steel add $60 per 6 inch increment
304 Stainless Steel Bolting (incl. 4 bolts, 8 washers, 4 nuts) add $81
316 Stainless Steel Bolting (incl. 4 bolts, 8 washers, 4 nuts) add $161

Series 67 Traffic
Repair Kit

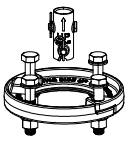

67-999-7X	8	18	229

Use fire hydrant parts discount
304 Stainless Steel Bolting (incl. 4 bolts, 8 washers, 4 nuts) add $81
316 Stainless Steel Bolting (incl. 4 bolts, 8 washers, 4 nuts) add $161

Series 67 Hydrant
Tools

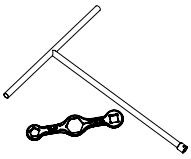

67-065-5901 Hydrant Wrench	3	6	269
67-080-5901 Operating Wrench	2	5	97

Use fire hydrant parts discount

American AVK Company an ISO 9001 and ISO 14001 registered company COPYRIGHT©AVK GROUP A/S 2025
U.S. Master Pricelist - v052925 Subject to change without notice. (rev. 05/29/25)

Copyright © AVK Group A/S 2025

SERIES 41 – SWING

CHECK VALVE OPTIONS

SERIES 41 – SWING CHECK VALVE OPTIONS

- Actuation
  - ☐ D - Dual Lever & Weight
  - ☐ P - Plain Hinge - No Lever (Standard)
  - ☐ S - Lever & Spring
  - ☐ W - Lever & Weight
- Lever Location (When looking down stream)
  - ☐ Right Hand (Standard)
  - ☐ Left Hand
- Bolting
  - ☐ 304 Stainless Steel (Standard)
  - ☐ 316 Stainless Steel
- Boss Drilling
  - ☐ RH side down stream
  - ☐ RH side and bottom
  - ☐ LH side down stream
  - ☐ LH side and bottom
  - ☐ Both sides
  - ☐ Both sides and bottom
  - ☐ RH side up stream
  - ☐ LH side up stream
  - ☐ Special
- Coating
  - ☐ Fusion Bonded Epoxy, 8 mils minimum thickness: to AWWA C550 (Standard)
  - ☐ Holiday Free Interior
  - ☐ Holiday Free Exterior
  - ☐ Holiday Free Interior & Exterior
- Special Options – All special options must be approved by AVK

Customer: _____

Engineer: _____

Date: _____

Municipality: _____

Requested By: _____

Approval Name: _____

Signature: _____

Title: _____

Copyright © AVK Group A/S 2025

American AVK Company an ISO 9001 and ISO 14001 registered company COPYRIGHT©AVK GROUP A/S 2025
U.S. Master Pricelist - v052925 Subject to change without notice. (rev. 05/29/25)

American AVK Swing Check Valve Class Code/ Ref. # / Breakdown

41 - AAA - B C

- **41** — Series no.
- **AAA** — Size
- **B** — Seat Material
- **C** — Actuation

Size	Seat Material	Actuation
080 - 3"	C - Combination*	D - Dual Lever & Weight
100 - 4"	M - Metal	P - Plain (Standard)
150 - 6"	R - Rubber	S - Lever & Spring
200 - 8"		W - Lever & Weight
250 - 10"		
300 - 12"		

*** Combination - resilient disc to bronze seated body**

SERIES 41, SWING CHECK VALVE ACRONYMS :

ANSI - American National Standards Institute
ASME - American Society of Mechanical Engineers
AWWA - American Water Works Association
DI - Ductile Iron
EPDM - Ethylene Propylene Diene Monomer
FL - Flange
SS - Stainless Steel

SERIES 41, SWING CHECK VALVES

Type

Series 41/RP
Plain – Standard
(Without Lever & Weight)
Ductilie Iron

To AWWA C508
Swing check valve,
Resilient seated,
flanged ends to
ASME B 16.42,
class 150
250 PSI
Size 3"-12"

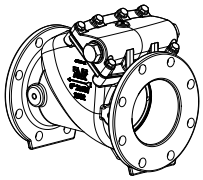

AVK Ref. #	Size	Weight kg	Weight lb	Price US $
Without lever & weight				
41-080-RP	3"	15	34	1,379
41-100-RP	4"	22	48	1,703
41-150-RP	6"	38	84	2,555
41-200-RP	8"	68	150	3,779
41-250-RP	10"	204	450	6,709
41-300-RP	12"	267	590	10,499

For 316 stainless steel bolting add $121- 3",4", $161 - 6", $201 - 8", $241 - 10"-12"

American AVK Company an ISO 9001 and ISO 14001 registered company COPYRIGHT©AVK GROUP A/S 2025
U.S. Master Pricelist - v052925 Subject to change without notice. (rev. 05/29/25)

Copyright © AVK Group A/S 2025

Type

Series 41/XS
With Lever & Spring
Ductilie Iron

To AWWA C508
Swing check valve,
Resilient seated,
flanged ends to
ASME B 16.42,
class 150
250 PSI
Size 3"-12"

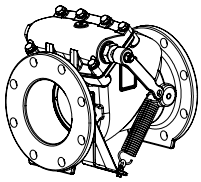

AVK Ref. #	Size	Weight kg	Weight lb	Price US $
41-080-RS	3"	15	34	2,201
41-100-RS	4"	22	48	2,593
41-150-RS	6"	38	84	3,487
41-200-RS	8"	68	150	5,283
41-250-RS	10"	204	450	8,475
41-300-RS	12"	267	590	12,187

Specify Right or Left side mounting when ordering
For 316 stainless steel bolting add $121- 3",4", $161 - 6", $201 - 8", $241 - 10"-12"

Series 41/XW
With Lever & Weight
Ductilie Iron

To AWWA C508
Swing check valve,
Resilient seated,
flanged ends to
ASME B 16.42,
class 150
250 PSI
Size 3"-12"

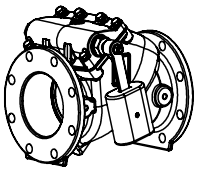

41-080-RW	3"	15	34	2,201
41-100-RW	4"	22	48	2,593
41-150-RW	6"	38	84	3,487
41-200-RW	8"	68	150	5,283
41-250-RW	10"	204	450	8,475
41-300-RW	12"	267	590	12,187

41-XXX-XD – for Dual Lever & Weight, add 10% to pricing above
Specify Right or Left side mounting when ordering
For 316 stainless steel bolting add $121- 3",4", $161 - 6", $201 - 8", $241 - 10"-12"

Check Valve Plain
Head Assemblies

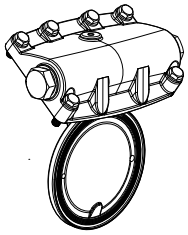

41-080-5227	3"	508
41-100-5227	4"	598
41-150-5227	6"	805
41-200-5227	8"	1,219
41-250-5227	10"	1,956
41-300-5227	12"	2,812

For 316 stainless steel bolting add $121- 3",4", $161 - 6", $201 - 8", $241 - 10"-12"
Use parts discount

Check Valve Lever &
Weight or Lever & Spring
Head Assemblies

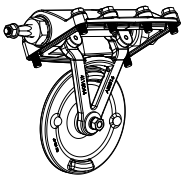

With lever & weight or lever & spring

41-080-5224	3"	661
41-100-5224	4"	778
41-150-5224	6"	1,047
41-200-5224	8"	1,585
41-250-5224	10"	2,543
41-300-5224	12"	3,656

Specify Lever & Weight or Lever & Spring
Specify Right or Left side mounting when ordering
For 316 stainless steel bolting add $121- 3",4", $161 - 6", $201 - 8", $241 - 10"-12"
Use parts discount

Copyright © AVK Group A/S 2025

American AVK Company an ISO 9001 and ISO 14001 registered company COPYRIGHT©AVK GROUP A/S 2025
U.S. Master Pricelist - v052925 Subject to change without notice. (rev. 05/29/25)

CHECK VALVE OPTIONS

SERIES 53 – BALL CHECK VALVE OPTIONS

- End Connections
  - ☐ FL x FL - Flange by Flange (2" - 24")
  - ☐ NPT x NPT - National Pipe Thread x National Pipe Thread (1.5" and 2")
- Ball Coating
  - ☐ NBR (Standard), Nitrile, Buna 'N'
- Valve Material
  - ☐ Ductile Iron (Standard)
  - ☐ 316 Stainless Steel (1.5" and 2" NPT only)
- Ball Weight
  - ☐ Sinking (Standard)
  - ☐ Floating (For special installations, contact American AVK)
- Bolting
  - ☐ Zinc Plated Steel (Standard)
  - ☐ 304 Stainless Steel
  - ☐ 316 Stainless Steel
- Coating
  - ☐ Fusion Bonded Epoxy, 8 mils minimum thickness: to AWWA C550 (Standard)
  - ☐ Black Alkyd (Standard 14" and larger)
  - ☐ Holiday Free Interior – Fusion Bonded Epoxy only
  - ☐ Holiday Free Exterior – Fusion Bonded Epoxy only
  - ☐ Holiday Free Interior & Exterior – Fusion Bonded Epoxy only
- NOTE: These are generally available options for AVK AWWA check valves. Some options are not available for all valve types and sizes. Contact American AVK for details.

Customer: _____

Municipality: _____

Engineer: _____

Requested By: _____

Date: _____

Approval Name: _____

Signature: _____

Title: _____

Copyright © AVK Group A/S 2025

American AVK Ball Check Valve Class Code/ Ref. # / Breakdown

53	-	AAA	-	BB	C
Series no.		Size		End Connections	Material

Size	End Connections	Material
040 - 1.5"	FF - Flange by Flange	I - Ductile Iron
048 - 1.5" Ball	NN - NPT by NPT	S - Stainless Steel
050 - 2"		
062 - 2" O-ring		
063 - 2" Ball		
080 - 3"		
100 - 4"		
150 - 6"		
200 - 8"		
250 - 10"		
300 - 12"		
350 - 14"		
400 - 16"		
500 - 20"		
600 - 24"		

SERIES 53, SWING CHECK VALVE ACRONYMS :

ANSI - American National Standards Institute
AWWA - American Water Works Association
DI - Ductile Iron
EPDM - Ethylene Propylene Diene Monomer
FL - Flange
NBR - Nitrile Butyl Rubber
NPT - National Pipe Thread
PUR - Polyurethane
SS - Stainless Steel

SERIES 53, BALL

CHECK VALVES

Copyright © AVK Group A/S 2025

American AVK Company an ISO 9001 and ISO 14001 registered company COPYRIGHT©AVK GROUP A/S 2025
U.S. Master Pricelist - v052925 Subject to change without notice. (rev. 05/29/25)

Type

Series 53/FFI
FLxFL
Ductile Iron Body

Flanged Ends
NBR Ball
150 PSI
Sizes 2"-16", 20" & 24"

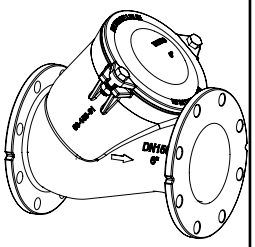

AVK Ref. #	Size	Weight kg	Weight lb	Price US $
53-050-FFI	2"	9	19	881
53-065-FFI	2.5"	12	26	985
53-080-FFI	3"	15	33	1,065
53-100-FFI	4"	24	53	1,369
53-150-FFI	6"	40	88	2,689
53-200-FFI	8"	78	172	4,905
53-250-FFI	10"	136	300	11,385
53-300-FFI	12"	208	459	16,665
53-350-FFI	14"	314	690	53,664
53-400-FFI	16"	457	1005	65,449
53-500-FFI	20"	719	1581	72,320
53-600-FFI	24"	1102	2425	140,592

Series 53/NNI
NPTxNPT
Ductile Iron Body

NPT Ends
NBR Ball
150 PSI
Sizes 1.5"-2"

53-040-NNI	1.5"	2	5	649
53-050-NNI	2"	3	7	753

Series 53/NNS
NPTxNPT
Stainless Steel Body

NPT Ends
NBR Ball
150 PSI
Sizes 1.5"-2"

53-040-NNS	1.5"	2	5	1,257
53-050-NNS	2"	3	7	1,633

American AVK Company an ISO 9001 and ISO 14001 registered company COPYRIGHT©AVK GROUP A/S 2025
U.S. Master Pricelist - v052925 Subject to change without notice. (rev. 05/29/25)

Copyright © AVK Group A/S 2025

Type	AVK Ref. #	Size	Weight kg	Weight lb	Price US $
Series 53 Replacement Ball - Sinking (Standard)	53-048-150	1.5"			180
	53-060-150	2"			205
	53-080-250	2.5"			230
	53-096-250	3"			250
	53-125-250	4"			315
	53-180-250	6"			625
	53-250-250	8"			1,130
	53-320-250	10"			2,630
	53-370-250	12"			3,850
	53-440-250	14"			POA
	53-500-250	16"			POA
	53-620-250	20"			POA
	53-750-250	24"			POA
	Use parts discount				
Series 53 Replacement Ball - Floating (Optional)	53-048-055	1.5"			170
	53-060-055	2"			180
	53-080-550	2.5"			205
	53-096-550	3"			220
	53-125-550	4"			290
	53-180-550	6"			560
	53-250-550	8"			1,050
	53-320-550	10"			2,300
	53-370-550	12"			3,400
	53-440-550	14"			POA
	53-500-550	16"			POA
	53-620-550	20"			POA
	53-750-550	24"			POA
	Use parts discount				
Series 53/FF Cover Replacement O-rings for Flanged bodies	XXX	1.5"			6
	24-150-78	2"			8
	96-100-00326	2.5"			10
	96-100-00327	3"			12
	96-100-00328	4"			20
	96-100-00329	6"			50
	96-100-00330	8"			60
	96-100-00331	10"			70
	96-100-00332	12"			125
	XXX	14"			POA
	XXX	16"			POA
	XXX	20"			POA
	XXX	24"			POA
	Use parts discount				
Series 53/NN Cover Replacement O-rings for NPT bodies	15-200-25	1.5"			6
	01-062-3	2"			8
	Use parts discount				

Copyright © AVK Group A/S 2025

American AVK Company an ISO 9001 and ISO 14001 registered company COPYRIGHT©AVK GROUP A/S 2025
U.S. Master Pricelist - v052925 Subject to change without notice. (rev. 05/29/25)

UL/FM PRODUCTS FOR

FIRE PROTECTION

UL/FM PRODUCTS FOR FIRE PROTECTION ACRONYMS :

ANSI - American National Standards Institute
ASME - American Society of Mechanical Engineers
AWWA - American Water Works Association
DIPS - Ductile Iron Pipe Size
EPDM - Ethylene Propylene Diene Monomer
FL - Flange
FM - Factory Mutual
GR - Grooved
HDPE - High Density Polyethylene
IPS - Iron Pipe Size
MJ - Mechanical Joint
NBR - Nitrile Butyl Rubber
NRS - Non Rising Stem
NPT - National Pipe Thread
OS&Y - Outside Screw/Stem & Yoke
PE - Polyethylene
PIV - Post Indicator Valve
PO - Push - On
PUR - Polyurethane
SS - Stainless Steel
UL - Underwriters Laboratories

American AVK Company an ISO 9001 and ISO 14001 registered company COPYRIGHT©AVK GROUP A/S 2025
U.S. Master Pricelist - v052925 Subject to change without notice. (rev. 05/29/25)

Copyright © AVK Group A/S 2025

Type	AVK Ref. #	Size	Weight kg	Weight lb	Price US $
Series 45/FFP **FL X FL, PIV,** **Full wall ductile iron** **125 lb. Flange** to AWWA C509/C515 Flanged ends to ASME B 16.42 Class 150 NRS 250 PSI 4"-12" 200 PSI 14"-16"	45-100-FFP	4"	36	78	1,421
	45-150-FFP	6"	51	112	1,811
	45-200-FFP	8"	77	169	2,685
	45-250-FFP	10"	129	284	4,111
	45-300-FFP	12"	193	424	4,911
	45-350-FFP	14"	288	635	14,761
	45-400-FFP	16"	366	805	15,989
	Use FP-45-OP discount				
Series 45/GFP **GV X FL, PIV** **Full wall ductile iron** Grooved ends (IPS) to AWWA C606 Flanged ends to ASME B 16.42 Class 150 NRS 250 PSI Size 2.5"-10"	45-065-GFP	2.5"	15	33	1,054
	45-080-GFP	3"	16	35	1,247
	45-100-GFP 2,908	4"	25	55	1,393
	45-150-GFP	6"	40	87	1,863
	45-200-GFP	8"	61	133	2,908
	45-250-GFP	10"	95	208	4,640
	Use FP-45-OP discount				
Series 45/GGP **GV X GV, PIV** **Full wall ductile iron** Grooved ends (IPS) to AWWA C606 NRS 250 PSI Size 2.5"-10"	45-065-GGP	2.5"	14	30	1,054
	45-080-GGP	3"	16	35	1,247
	45-100-GGP	4"	21	46	1,393
	45-150-GGP	6"	40	87	1,863
	45-200-GGP	8"	61	133	2,908
	45-250-GGP	10"	84	185	4,640
	Use FP-45-OP discount				
Series 45/MFP **MJ X FL, PIV** **Full wall ductile iron** to AWWA C509/C515 Mechanical joint ends Flanged ends to ASME B 16.42 Class 150 NRS 250 PSI 4"-12" 200 PSI 14"-16"					less MJ accessories
	45-100-MFP	4"	36	78	1,431
	45-150-MFP	6"	51	112	1,755
	45-200-MFP	8"	77	169	2,639
	45-250-MFP	10"	129	284	3,969
	45-300-MFP	12"	193	424	4,953
	45-350-MFP	14"	288	635	14,761
	45-400-MFP	16"	366	805	15,989
	Use FP-45-OP discount				
Series 45/MMP **MJ X MJ, PIV** **Full wall ductile iron** to AWWA C509/C515 Mechanical joint ends NRS 250 PSI 4"-12" 200 PSI 14"-16"					less MJ accessories
	45-100-MMP	4"	41	89	1,431
	45-150-MMP	6"	61	133	1,755
	45-200-MMP	8"	90	199	2,639
	45-250-MMP	10"	135	298	3,969
	45-300-MMP	12"	174	383	4,953
	45-350-MMP	14"	278	613	14,761
	45-400-MMP	16"	377	831	15,989
	Use FP-45-OP discount				

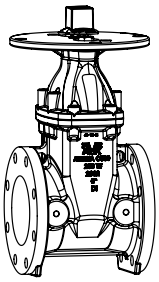

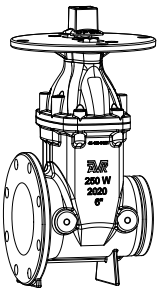

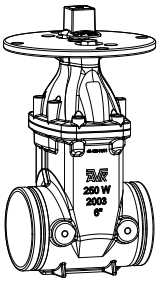

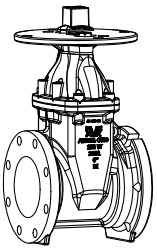

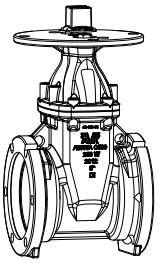

Copyright © AVK Group A/S 2025

American AVK Company an ISO 9001 and ISO 14001 registered company COPYRIGHT©AVK GROUP A/S 2025
U.S. Master Pricelist - v052925 Subject to change without notice. (rev. 05/29/25)

Type

Series 45/PFP
PO X FL, PIV
Full wall ductile iron

to AWWA C509/C515
Push-on joint ends
Flanged ends
to ASME B 16.42
Class 150
NRS
250 PSI 4"-12"
200 PSI 16"

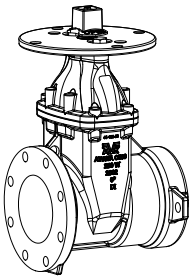

AVK Ref. #	Size	Weight kg	Weight lb	Price US $
				less gaskets
45-100-PFP	4"	35	77	1,471
45-150-PFP	6"	53	117	1,861
45-200-PFP	8"	81	177	2,777
45-250-PFP	10"	112	247	4,195
45-300-PFP	12"	187	411	5,101
45-400-PFP	16"	455	1002	15,989

Use FP-45-OP discount

Series 45/PPP
PO X PO, PIV
Full wall ductile iron

to AWWA C509/C515
Push-on joint ends
NRS
250 PSI 4"-12"
200 PSI 16"

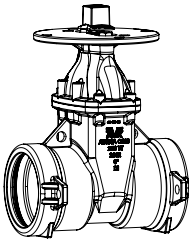

				less gaskets
45-100-PPP	4"	35	77	1,471
45-150-PPP	6"	53	117	1,861
45-200-PPP	8"	81	177	2,777
45-250-PPP	10"	112	247	4,195
45-300-PPP	12"	187	411	5,101
45-400-PPP	16"	455	1002	15,989

Use FP-45-OP discount

Copyright © AVK Group A/S 2025

Type

Series 45/FFO
FL X FL OS&Y
Full wall ductile iron
125 lb. Flange

to AWWA C509/C515
Flanged ends
to ASME B 16.42
Class 150 OS&Y
250 PSI
Size 2.5"-16"

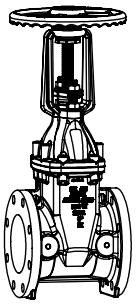

AVK Ref. #	Size	Weight kg	Weight lb	Price US $
45-065-FFO	2.5"	19	42	1,145
45-080-FFO	3"	25	56	1,335
45-100-FFO	4"	35	78	1,527
45-150-FFO	6"	54	118	1,983
45-200-FFO	8"	85	187	3,029
45-250-FFO	10"	152	335	4,451
45-300-FFO	12"	209	461	5,795
45-350-FFO*	14"	305	673	20,660
45-400-FFO*	16"	310	684	25,600

Use FP-45-OP discount

*** 14"- 36" discount applies**

Series 45/FFOH
FL X FL OS&Y
Full wall ductile iron
250 lb. Flange

to AWWA C509/C515
Flanged ends
to ASME B 16.42
Class 250 OS&Y
250 PSI
Size 4"-12"

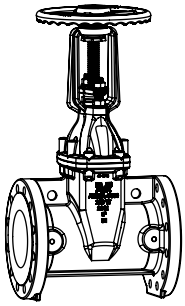

45-100-FFOH	4"	52	113	4,475
45-150-FFOH	6"	92	202	5,025
45-200-FFOH	8"	137	301	6,725
45-250-FFOH	10"	182	400	10,200
45-300-FFOH	12"	256	563	12,275

Use FP-45-OP discount

Series 45/GFO
IPS GR X FL OS&Y
Ductile iron body

Flanged ends
to ASME B 16.42
Grooved ends (IPS)
to AWWA C606
OS&Y
250 PSI
Size 2.5"-10"

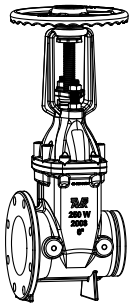

45-065-GFO	2.5"	18	40	1,151
45-080-GFO	3"	18	40	1,372
45-100-GFO	4"	26	56	1,532
45-150-GFO	6"	47	103	2,040
45-200-GFO	8"	72	157	3,343
45-250-GFO	10"	18	40	5,135

Use FP-45-OP discount

Series 45/GGO
IPS GR X GR OS&Y
Ductile iron body

Grooved ends (IPS)
to AWWA C606
OS&Y
250 PSI
Size 3"-8"

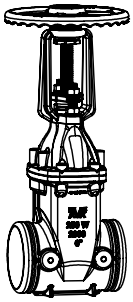

45-065-GFO	3"	18	40	1,151
45-080-GGO	3"	18	40	1,372
45-100-GGO	4"	26	56	1,532
45-150-GGO	6"	47	103	2,040
45-200-GGO	8"	72	157	3,343
45-250-GFO	10"	18	40	5,135

Use FP-45-OP discount

Copyright © AVK Group A/S 2025

American AVK Company an ISO 9001 and ISO 14001 registered company COPYRIGHT©AVK GROUP A/S 2025
U.S. Master Pricelist - v052925 Subject to change without notice. (rev. 05/29/25)

Type

Series 34/0X
Telescopic Indicator Post
Above ground
Up-right model

UL listed and
FM approved



AVK Ref. #	Size	Weight - Poly kg	Weight - Poly lb	Weight - Steel kg	Weight - Steel lb	Price - Poly US $	Price - Steel US $
34-0A (20"-43")	6"	xxx	156	xxx	180	1,799	2,210
34-0B (42"-65")	6"	xxx	xxx	xxx	188	2,077	2,900
34-0C (64"-87")	6"	xxx	xxx	xxx	219	2,243	3,230
34-0D (86"-109")	6"	xxx	xxx	xxx	258	2,443	3,530
34-0E (104"-127")	6"	xxx	xxx	xxx	xxx	2,643	3,830
34-0F (126"-149")	6"	xxx	xxx	xxx	336	2,843	4,130

Refer to Datasheet for A,B,C,D,E,F minimum-maximum lengths for each valve size

Type

Series 34/8X
Indicator post
Wall model

UL listed and
FM approved

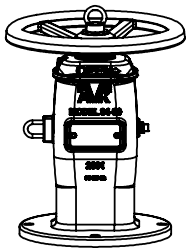

AVK Ref. #	Size	Weight kg	Weight lb	Price US $
	Stem Length In.			
34-130-8X	30"	31.5	69	1,793
34-150-8X	50"	34.0	75	1,883

Contact Customer Service for custom stem length

Copyright © AVK Group A/S 2025

Type	AVK Ref. #	Size	Weight kg	Weight lb	Price US $
Series 45/FFN **FULL WALL DUCTILE** **FL X FL To AWWA C509/C515** **125 lb. Flange** Flanged ends to ASME B 16.42 Class 150 NRS Ductile iron 250 PSI Size 2.5"-16" * ** For 2" FLxFL see Series 25 304 stainless steel stem	45-065-FFN	2.5"	17	38	875
	45-080-FFN	3"	19	42	1,039
	45-100-FFN	4"	29	63	1,161
	45-150-FFN	6"	44	97	1,551
	45-200-FFN	8"	70	154	2,425
	45-250-FFN	10"	122	269	3,851
	45-300-FFN	12"	186	409	4,651
	45-350-FFN*	14"	281	620	14,501
	45-400-FFN*	16"	358	790	15,729
	*** 14"- 36" discount applies**				
Series 45/FFH **FULL WALL DUCTILE** **FL X FL To AWWA C509/C515** **250 lb. Flange** Flanged ends to ASME B 16.42 Class 250 NRS Ductile iron AWWA 250 PSI CWP 350 PSI Size 4"-12" 304 stainless steel stem	45-100-FFH	4"	41	91	3,900
	45-150-FFH	6"	73	161	4,335
	45-200-FFH	8"	111	244	5,783
	45-250-FFH	10"	166	366	9,390
	45-300-FFH	12"	245	541	10,548
Series 45/MFN **FULL WALL DUCTILE** **MJ X FL To AWWA C509/C515** Mechanical joint end X Flanged end ASME B 16.42 Class 150 NRS Ductile Iron 250 PSI Size 3"-16" 304 stainless steel stem	45-080-MFN	3"	20	43	995
	45-100-MFN	4"	28	62	1,119
	45-150-MFN	6"	47	103	1,495
	45-200-MFN	8"	71	155	2,335
	45-250-MFN	10"	109	240	3,709
	45-300-MFN	12"	153	337	4,479
	45-350-MFN*	14"	381	840	14,501
	45-400-MFN*	16"	372	820	15,729
	*** 14"- 36" discount applies**				
Series 45/MMN **FULL WALL DUCTILE** **MJ X MJ To AWWA C509/C515** Mechanical joint ends NRS Ductile iron NRS 250 PSI Size 4"-16" * * For 2" MJxMJ see Series 25 304 stainless steel stem	45-080-MMN	3"	20	43	1,049
	45-100-MMN	4"	28	62	1,171
	45-150-MMN	6"	47	103	1,495
	45-200-MMN	8"	71	155	2,379
	45-250-MMN	10"	109	240	3,709
	45-300-MMN	12"	153	337	4,693
	45-350-MMN*	14"	360	794	14,501
	45-400-MMN*	16"	363	800	15,729
	*** 14"- 36" discount applies**				
Series 45/PFN **FULL WALL DUCTILE** **PO X FL To AWWA C509/C515** Push-on joint end X Flanged end to ASME B 16.42 Class 150 NRS Ductile Iron 250 PSI Size 4"-12"&16" 304 stainless steel stem					w/o gasket
	45-100-PFN	4"	27	59	1,181
	45-150-PFN	6"	45	98	1,557
	45-200-PFN	8"	70	154	2,459
	45-250-PFN	10"	105	232	3,867
	45-300-PFN	12"	163	358	4,757
	45-400-PFN*	16"	363	800	15,729
	Gaskets not included with DIP PO Valves				
	*** 14"- 36" discount applies**				

Copyright © AVK Group A/S 2025

American AVK Company an ISO 9001 and ISO 14001 registered company COPYRIGHT©AVK GROUP A/S 2025
U.S. Master Pricelist - v052925 Subject to change without notice. (rev. 05/29/25)

Type

Series 45/PPN
FULL WALL DUCTILE
PO X PO To AWWA C509/C515

Push-on joint
ends NRS
Ductile Iron
250 PSI
Size 4"-12"&16"
304 stainless steel stem

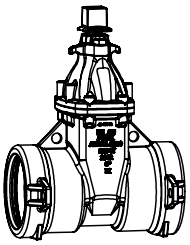

AVK Ref. #	Size	Weight kg	Weight lb	Price US $
				w/o gasket
45-100-PPN	4"	26	57	1,203
45-150-PPN	6"	44	97	1,583
45-200-PPN	8"	71	157	2,403
45-250-PPN	10" *	103	227	3,881
45-300-PPN	12" *	178	391	4,865
45-400-PPN*	16"	446	982	15,729

Gaskets not included with DIP PO Valves
* Special gaskets available for 10"& 12" IPSxIPS

*** 14"- 36" discount applies**

For OS&Y pricing refer to page 54

Copyright © AVK Group A/S 2025

SERIES 764 – ECCENTRIC

PLUG VALVE

UL/FM PRODUCTS FOR FIRE PROTECTION ACRONYMS :

ANSI - American National Standards Institute
ASME - American Society of Mechanical Engineers
AWWA - American Water Works Association
DIPS - Ductile Iron Pipe Size
EPDM - Ethylene Propylene Diene Monomer
FL - Flange
FM - Factory Mutual
GR - Grooved
HDPE - High Density Polyethylene
IPS - Iron Pipe Size
MJ - Mechanical Joint
NBR - Nitrile Butyl Rubber
NRS - Non Rising Stem
NPT - National Pipe Thread
OS&Y - Outside Screw/Stem & Yoke
PE - Polyethylene
PIV - Post Indicator Valve
PO - Push - On
PUR - Polyurethane
SS - Stainless Steel
UL - Underwriters Laboratories

Type

Series 764/FFGB
ECCENTRIC PLUG VALVE
WITH GEARBOX
FL X FL To AWWA C517

Flanged end to ANSI B 16.1
Class 125
Ductile iron
250 PSI
Size 2½"-12"

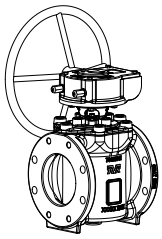

AVK Ref. #	Size	Weight kg	Weight lb	Price US $
764-065-FFGB	2.5"	26	56	1,360
764-080-FFGB	3"	32	69	1,770
764-100-FFGB	4"	39	86	1,974
764-150-FFGB	6"	62	135	2,716
764-200-FFGB	8"	102	223	3,772
764-250-FFGB	10"	173	380	5,268
764-300-FFGB	12"	224	494	6,864

Copyright © AVK Group A/S 2025

American AVK Company an ISO 9001 and ISO 14001 registered company COPYRIGHT©AVK GROUP A/S 2025
U.S. Master Pricelist - v052925 Subject to change without notice. (rev. 05/29/25)

AVK Series 766, Double Eccentric Butterfly Valve Class Code/ Ref. # / Breakdown

766 -	XXXX -	XX -	XX	X -	X	X
Series No.	Size	Flange Configuration	Actuation	Opening Direction	Testing Pressure	Test Direction
	0600 - 24"	FF - FLxFL	AG - Above Ground	L - Open Left	L - 150 PSI	1 - Single
	0750 - 30"	MM - MJxMJ	BG - Below Ground	R - Open Right	H - 250 PSI	2 - Bi-directional
	0900 - 36"		BS - Bare Shaft	B - Both *		
	1050 - 42"					
	1200 - 48"					

* - Only on bare stem valves

SERIES 766, DOUBLE ECCENTRIC BUTTERFLY VALVE ACRONYMS :

ANSI - American National Standards Institute
ASME - American Society of Mechanical Engineers
AWWA - American Water Works Association
DI - Ductile Iron
EPDM - Ethylene Propylene Diene Monomer
FL - Flange
MJ - Mechanical Joint
WAF - Wafer
FF - Flange x Flange
MF - Mechanical Joint x Flange
WW - Wafer

American AVK Company an ISO 9001 and ISO 14001 registered company COPYRIGHT©AVK GROUP A/S 2025
U.S. Master Pricelist - v052925 Subject to change without notice. (rev. 05/29/25)

Copyright © AVK Group A/S 2025

Type

Series766/FF/RGB-1
DOUBLE ECCENTRIC BUTTERFLY VALVE
To AWWA C504

Flanged end to ANSI B 16.1

Class 125

Ductile iron
250 PSI
Size 24"-48"



AVK Ref. #	Size	Weight kg	Weight lb	Price US $
766-0600-FF-RGB-H	24"	425	936	11,808
766-0750-FF-RGB-H	30"	764	1684	20,280
766-0900-FF-RGB-H	36"	1130	2490	24,600
766-1050-FF-RGB-H	42"	1685	3715	38,100
766-1200-FF-RGB-H	48"	2282	5029	49,140

Specify above ground, or below ground intallation when ordering

Series766/FF/RGB-2
DOUBLE ECCENTRIC BUTTERFLY VALVE
To AWWA C504

Flanged end to ANSI B 16.1

Class 125

Ductile iron
250 PSI
Size 24"-48"
Bi-Directional Testing

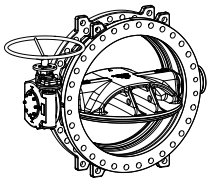

766-0600-FF-RGB-H2	24"	425	936	12,989
766-0750-FF-RGB-H2	30"	764	1684	22,308
766-0900-FF-RGB-H2	36"	1130	2490	27,060
766-1050-FF-RGB-H2	42"	1685	3715	41,910
766-1200-FF-RGB-H2	48"	2282	5029	54,054

Specify above ground, or below ground intallation when ordering

Copyright © AVK Group A/S 2025

American AVK Company an ISO 9001 and ISO 14001 registered company COPYRIGHT©AVK GROUP A/S 2025
U.S. Master Pricelist - v052925 Subject to change without notice. (rev. 05/29/25)

Type

Series766/MM/RGB-1
DOUBLE ECCENTRIC BUTTERFLY VALVE
To AWWA C504

Mechanical Joint ends

Ductile iron
250 PSI
Size 24"-48"

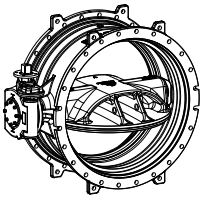

AVK Ref. #	Size	Weight kg	Weight lb	Price US $
766-0600-MM-RGB-H	24"	429	944	11,808
766-0750-MM-RGB-H	30"	756	1667	20,280
766-0900-MM-RGB-H	36"	1160	2557	24,600
766-1050-MM-RGB-H	42"	1720	3790	38,100
766-1200-MM-RGB-H	48"	2309	5111	49,140

Specify above ground, or below ground intallation when ordering

Series766/MM/RGB-2
DOUBLE ECCENTRIC BUTTERFLY VALVE
To AWWA C504

Mechanical Joint ends

Ductile iron
250 PSI
Size 24"-48"
Bi-Directional Testing

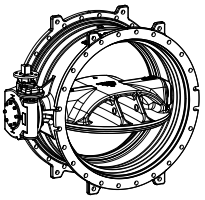

766-0600-MM-RGB-H2	24"	429	944	12,989
766-0750-MM-RGB-H2	30"	756	1667	22,308
766-0900-MM-RGB-H2	36"	1160	2557	27,060
766-1050-MM-RGB-H2	42"	1720	3790	41,910
766-1200-MM-RGB-H2	48"	2309	5111	54,054

Specify above ground, or below ground intallation when ordering

Copyright © AVK Group A/S 2025

AVK Series 816, Concentric Butterfly Valve Class Code/ Ref. # / Breakdown

816 -	XXXX -	XX -	XX	X -	X	X
Series No.	Size	Flange Configuration	Actuation	Opening Direction	Testing Pressure	Test Direction
	0080 - 3"	FF - FLxFL	AG - Above Ground	L - Open Left	L - 150 PSI	1 - Single
	0100 - 4"	MF - MJxFL	BG - Below Ground	R - Open Right	H - 250 PSI	2 - Bi-directional
	0150 - 6"	MM - MJxMJ	LV - Above Ground/Lever	B - Both *		
	0200 - 8"	WW - WAFER	BS - Bare Shaft			
	0250 - 10"					
	0300 - 12"					
	0350 - 14"					
	0400 - 16"					
	0450 - 18"					
	0500 - 20"					
	0600 - 24"					

* - Only on bare stem valves

SERIES 816, CONCENTRIC BUTTERFLY VALVE ACRONYMS :

ANSI - American National Standards Institute
ASME - American Society of Mechanical Engineers
AWWA - American Water Works Association
DI - Ductile Iron
EPDM - Ethylene Propylene Diene Monomer
FL - Flange
MJ - Mechanical Joint
WAF - Wafer
FF - Flange x Flange
MF - Mechanical Joint x Flange
WW - Wafer

Copyright © AVK Group A/S 2025
American AVK Company an ISO 9001 and ISO 14001 registered company COPYRIGHT©AVK GROUP A/S 2025
U.S. Master Pricelist - v052925 Subject to change without notice. (rev. 05/29/25)

Type

Series 816 FLxFL
Rotork Gearbox
Ductilie Iron

To AWWA C504
Concentric butterfly valve,
Vulcanized rubber liner,
Flanged ends to
ASME B 16.42,
class 150
250 PSI
Single direction testing
Size 3"-24"

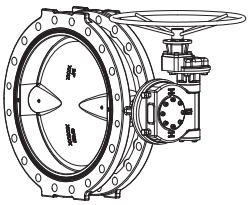

AVK Ref. #	Size	Weight kg	Weight lb	Price US $
816-080FFRGB-H1	3"	21	45	998
816-100FFRGB-H1	4"	26	57	1,110
816-150FFRGB-H1	6"	33	72	1,140
816-200FFRGB-H1	8"	53	116	1,460
816-250FFRGB-H1	10"	73	159	2,015
816-300FFRGB-H1	12"	95	209	2,410
816-350FFRGB-H1	14"	120	264	3,950
816-400FFRGB-H1	16"	157	346	4,690
816-450FFRGB-H1	18"	220	484	5,270
816-500FFRGB-H1	20"	259	569	7,090
816-600FFRGB-H1	24"	357	787	9,840

Specify above ground, or below ground intallation when ordering

Series 816 FLxFL
Rotork Gearbox
Ductilie Iron

To AWWA C504
Concentric butterfly valve,
Vulcanized rubber liner,
Flanged ends to
ASME B 16.42,
class 150
250 PSI
Bi-directional testing
Size 3"-24"

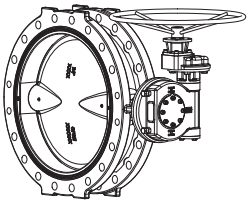

816-080FFRGB-H2	3"	21	45	1,198
816-100FFRGB-H2	4"	26	57	1,332
816-150FFRGB-H2	6"	33	72	1,368
816-200FFRGB-H2	8"	53	116	1,752
816-250FFRGB-H2	10"	73	159	2,418
816-300FFRGB-H2	12"	95	209	2,892
816-350FFRGB-H2	14"	120	264	4,740
816-400FFRGB-H2	16"	157	346	5,628
816-450FFRGB-H2	18"	220	484	6,324
816-500FFRGB-H2	20"	259	569	8,508
816-600FFRGB-H2	24"	357	787	11,808

Specify above ground, or below ground intallation when ordering

Series 816 MJxFL
Rotork Gearbox
Ductilie Iron

To AWWA C504
Concentric butterfly valve,
Vulcanized rubber liner,
Flanged ends to
ASME B 16.42,
class 150
250 PSI
Single direction testing
Size 6"-24"

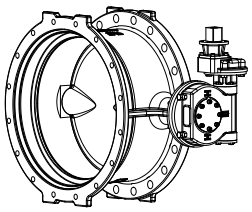

816-150MFRGB-H1	6"	34	73	1,140
816-200MFRGB-H1	8"	53	115	1,460
816-250MFRGB-H1	10"	73	160	2,015
816-300MFRGB-H1	12"	91	200	2,410
816-350MFRGB-H1	14"	122	296	3,950
816-400MFRGB-H1	16"	164	360	4,690
816-450MFRGB-H1	18"	232	511	5,270
816-500MFRGB-H1	20"	273	601	7,090
816-600MFRGB-H1	24"	379	835	9,840

Specify above ground, or below ground intallation when ordering

Series 816 MJxFL
Rotork Gearbox
Ductilie Iron

To AWWA C504
Concentric butterfly valve,
Vulcanized rubber liner,
Flanged ends to
ASME B 16.42,
class 150
250 PSI
Bi-directional testing
Size 6"-24"

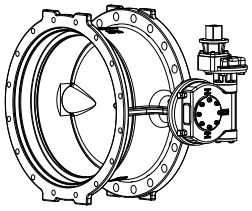

816-150MFRGB-H2	6"	34	73	1,368
816-200MFRGB-H2	8"	53	115	1,752
816-250MFRGB-H2	10"	73	160	2,418
816-300MFRGB-H2	12"	91	200	2,892
816-350MFRGB-H2	14"	122	296	4,740
816-400MFRGB-H2	16"	164	360	5,628
816-450MFRGB-H2	18"	232	511	6,324
816-500MFRGB-H2	20"	273	601	8,508
816-600MFRGB-H2	24"	379	835	11,808

Specify above ground, or below ground intallation when ordering

American AVK Company an ISO 9001 and ISO 14001 registered company COPYRIGHT©AVK GROUP A/S 2025
U.S. Master Pricelist - v052925 Subject to change without notice. (rev. 05/29/25)

Copyright © AVK Group A/S 2025

Type	AVK Ref. #	Size	Weight kg	Weight lb	Price US $
Series 816 MJxMJ Rotork Gearbox Ductilie Iron To AWWA C504 Concentric butterfly valve, Vulcanized rubber liner, 250 PSI Single direction testing Size 4"-24"	816-100MMRGB-H1	4”	24	53	1,110
	816-150MMRGB-H1	6"	33	73	1,140
	816-200MMRGB-H1	8"	50	110	1,460
	816-250MMRGB-H1	10"	67	148	2,015
	816-300MMRGB-H1	12"	82	179	2,410
	816-350MMRGB-H1	14”	119	261	3,950
	816-400MMRGB-H1	16”	162	357	4,690
	816-450MMRGB-H1	18”	240	528	5,270
	816-500MMRGB-H1	20”	283	624	7,090
	816-600MMRGB-H1	24”	395	870	9,840
Series 816 MJxMJ Rotork Gearbox Ductilie Iron To AWWA C504 Concentric butterfly valve, Vulcanized rubber liner, 250 PSI Bi-directional testing Size 4"-24"	816-100MMRGB-H2	4”	24	53	1,332
	816-150MMRGB-H2	6"	33	73	1,368
	816-200MMRGB-H2	8"	50	110	1,752
	816-250MMRGB-H2	10"	67	148	2,418
	816-300MMRGB-H2	12"	82	179	2,892
	816-350MMRGB-H2	14”	119	261	4,740
	816-400MMRGB-H2	16”	162	357	5,628
	816-450MMRGB-H2	18”	240	528	6,324
	816-500MMRGB-H2	20”	283	624	8,508
	816-600MMRGB-H2	24”	395	870	11,808
Series 816 Wafer Rotork Gearbox Ductilie Iron To AWWA C504 Concentric butterfly valve, Vulcanized rubber liner, 250 PSI Single direction testing Size 3"-20"	816-080WWRGB-H1	3”	15	32	1,120
	816-100WWRGB-H1	4”	18	38	1,320
	816-150WWRGB-H1	6"	23	49	1,360
	816-200WWRGB-H1	8"	34	75	1,670
	816-250WWRGB-H1	10"	46	101	2,220
	816-300WWRGB-H1	12"	52	114	2,620
	816-350WWRGB-H1	14”	72	157	4,150
	816-400WWRGB-H1	16”	101	222	4,900
	816-450WWRGB-H1	18”	155	341	5,475
	816-500WWRGB-H1	20”	188	413	7,925
Series 816 Wafer Rotork Gearbox Ductilie Iron To AWWA C504 Concentric butterfly valve, Vulcanized rubber liner, 250 PSI Bi-directional testing Size 3"-20"	816-080WWRGB-H2	3”	15	32	1,110
	816-100WWRGB-H2	4”	18	38	1,110
	816-150WWRGB-H2	6"	23	49	2,052
	816-200WWRGB-H2	8"	34	75	2,628
	816-250WWRGB-H2	10"	46	101	3,627
	816-300WWRGB-H2	12"	52	114	4,338
	816-350WWRGB-H2	14”	72	157	7,110
	816-400WWRGB-H2	16”	101	222	8,442
	816-450WWRGB-H2	18”	155	341	9,486
	816-500WWRGB-H2	20”	188	413	12,762

Copyright © AVK Group A/S 2025

American AVK Company an ISO 9001 and ISO 14001 registered company COPYRIGHT©AVK GROUP A/S 2025
U.S. Master Pricelist - v052925 Subject to change without notice. (rev. 05/29/25)

Type	AVK Ref. #	Size	Weight kg	Weight lb	Price US $
Series 816 FLxFL Above Ground Lever Operated Ductilie Iron To AWWA C504 Concentric butterfly valve, Vulcanized rubber liner, 150 PSI Single direction testing Size 3"-8"	816-080FFLV-L1	3"	11	24	1,110
	816-100FFLV-L1	4"	16	35	1,110
	816-150FFLV-L1	6"	23	50	1,140
	816-200FFLV-L1	8"	38	83	1,460
Series 816 FLxFL Above Ground Lever Operated Ductilie Iron To AWWA C504 Concentric butterfly valve, Vulcanized rubber liner, 150 PSI Bi-directional testing Size 3"-8"	816-080FFLV-L2	3"	11	24	1,110
	816-100FFLV-L2	4"	16	35	1,110
	816-150FFLV-L2	6"	23	50	1,368
	816-200FFLV-L2	8"	38	83	1,752
Series 816 Wafer Above Ground Lever Operated Ductilie Iron To AWWA C504 Concentric butterfly valve, Vulcanized rubber liner, 150 PSI Single direction testing Size 3"-8"	816-080WWLV-L1	3"	5	10	840
	816-100WWLV-L1	4"	8	16	990
	816-150WWLV-L1	6"	13	27	1,020
	816-200WWLV-L1	8"	18	40	1,253
Series 816 Wafer Above Ground Lever Operated Ductilie Iron To AWWA C504 Concentric butterfly valve, Vulcanized rubber liner, 150 PSI Bi-directional testing Size 3"-8"	816-080WWLV-L2	3"	5	10	1,110
	816-100WWLV-L2	4"	8	16	1,110
	816-150WWLV-L2	6"	13	27	2,052
	816-200WWLV-L2	8"	18	40	2,628

American AVK Company an ISO 9001 and ISO 14001 registered company COPYRIGHT©AVK GROUP A/S 2025
U.S. Master Pricelist - v052925 Subject to change without notice. (rev. 05/29/25)

Copyright © AVK Group A/S 2025

HDPE

FUSIBLE VALVES

HDPE FUSIBLE VALVE ACRONYMS :

ANSI - American National Standards Institute
ASME - American Society of Mechanical Engineers
BALL - Ball Valve
BFV - Butterfly Valve
CKV - Check Valve
DCV - Dual Containment Valve
DIPS - Ductile Iron Pipe Size
EPDM - Ethylene Propylene Diene Monomer
HDPE - High Density Polyethylene
IPS - Iron Pipe Size
NBR - Nitrile Butyl Rubber
PE - Polyethylene
SDR - Standard Dimension Ratio
SS - Stainless Steel

Copyright © AVK Group A/S 2025
American AVK Company an ISO 9001 and ISO 14001 registered company COPYRIGHT©AVK GROUP A/S 2025
U.S. Master Pricelist - v052925 Subject to change without notice. (rev. 05/29/25)

Type

Series 85/BALL/PEBV/DR11
Universal HDPE
Fusible End Ball Valve

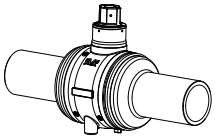

SDR 11 IPS (Standard)
PE 100
HDPE Ball
NBR Seat

Size 3/4"-6"

AVK Ref. #	Size	Weight kg	Weight lb	Price US $ SDR 11
85-020-PEBV-DR11	0.75"	1	2	85
85-025-PEBV-DR11	1"	1	2	85
85-040-PEBV-DR11	1.5"	2	4	150
85-050-PEBV-DR11	2"	3	6	168
85-080-PEBV-DR11	3"	6	14	346
85-100-PEBV-DR11	4"	9	20	445
85-150-PEBV-DR11	6"	21	45	1,220

Type

Series 85/BALL/PEBV/DR9
Universal HDPE
Fusible End Ball Valve

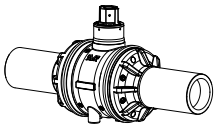

DR 9 IPS (Standard)
PE 100
HDPE Ball
NBR Seat

Size 2"-6"

AVK Ref. #	Size	Weight kg	Weight lb	Price US $ SDR 9
85-050-PEBV-DR9	2"	3	6	189
85-080-PEBV-DR9	3"	6	14	340
85-100-PEBV-DR9	4"	9	20	501
85-150-PEBV-DR9	6"	22	48	1,373

Type

Series 85/BALL/PEBV/DR7
Universal HDPE
Fusible End Ball Valve

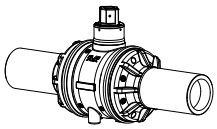

DR 7 IPS (Standard)
PE 100
HDPE Ball
NBR Seat

Size 2"-6"

AVK Ref. #	Size	Weight kg	Weight lb	Price US $ SDR 7
85-050-PEBV-DR7	2"	3	6	210
85-080-PEBV-DR7	3"	6	14	433
85-100-PEBV-DR7	4"	9	20	557
85-150-PEBV-DR7	6"	22	48	1,525

American AVK Company an ISO 9001 and ISO 14001 registered company COPYRIGHT©AVK GROUP A/S 2025
U.S. Master Pricelist - v052925 Subject to change without notice. (rev. 05/29/25)

Copyright © AVK Group A/S 2025

AMERICAN AVK

WARRANTY INFORMATION

When claiming warranty issues, please provide serial number(s), of the item(s), to your territory manager. The territory rep may also require pictures and or other information regarding the product(s) prior to return to the manufacturing facility for repairs or replacement.

Copyright © AVK Group A/S 2025

American AVK Company an ISO 9001 and ISO 14001 registered company COPYRIGHT©AVK GROUP A/S 2025
U.S. Master Pricelist - v052925 Subject to change without notice. (rev. 05/29/25)

AMERICAN AVK COMPANY TEN (10) YEAR WARRANTY
FLOWGUARD II WET BARREL HYDRANT CHECK VALVE

American AVK Company warrants its FlowGuard II Wet Barrel Fire Hydrant Check Valve to be free from defects in workmanship and materials for a period of one (10) year from the date of shipment from American AVK Company. American AVK Company shall have no obligation under this warranty unless it is notified of claims hereunder promptly and in writing upon discovery thereof and within the warranty period, and unless the product is delivered to American AVK Company within thirty (30) days of such notice.

American AVK shall have the right to inspect said product before it is removed from installation. If the product is removed from installation prior to approval from American AVK this warranty shall be void.

As to motors, gearing or accessory equipment purchased by American AVK Company from other manufacturers, and used or incorporated into American AVK Company's products, those manufacturers' warranties shall apply.

American AVK Company's sole responsibility shall be, in its sole discretion, to replace the product with the same or a similar product, repair the product, or refund the price paid for the product provided the product has been properly applied and used under normal service and under conditions for which it is designed. American AVK Company shall not be liable for indirect, special, incidental, or consequential damage or penalties and does not assume any liability of purchase to others or to anyone for injury to persons or property.

THIS IS THE EXCLUSIVE WARRANTY GIVEN IN CONNECTION WITH THE SALE OF THIS PRODUCT. THERE ARE NO OTHER WARRANTIES, EXPRESSED OR IMPLIED, INCLUDING EXPRESSED OR IMPLIED WARRANTY OF MERCHANTABILITY, OR ANY EXPRESSED OR IMPLIED WARRANTY OF SUITABILITY FOR ANY PARTICULAR PURPOSE, GIVEN BY AMERICAN AVK COMPANY IN CONNECTION WITH THIS PRODUCT.

American AVK Company
2155 Meridian Blvd
Minden, NV 89423
Tel: (775) 552-1400
Fax: (775) 783-1031
sales@avkus.com
www.americanavk.com

Expect... AVK

Copyright © AVK Group A/S 2025

AMERICAN AVK COMPANY TEN (10) YEAR WARRANTY
FLOWGUARD II WET BARREL HYDRANT CHECK VALVE

American AVK Company warrants its FlowGuard II Wet Barrel Fire Hydrant Check Valve to be free from defects in workmanship and materials for a period of one (10) year from the date of shipment from American AVK Company. American AVK Company shall have no obligation under this warranty unless it is notified of claims hereunder promptly and in writing upon discovery thereof and within the warranty period, and unless the product is delivered to American AVK Company within thirty (30) days of such notice.

American AVK shall have the right to inspect said product before it is removed from installation. If the product is removed from installation prior to approval from American AVK this warranty shall be void.

As to motors, gearing or accessory equipment purchased by American AVK Company from other manufacturers, and used or incorporated into American AVK Company's products, those manufacturers' warranties shall apply.

American AVK Company's sole responsibility shall be, in its sole discretion, to replace the product with the same or a similar product, repair the product, or refund the price paid for the product provided the product has been properly applied and used under normal service and under conditions for which it is designed. American AVK Company shall not be liable for indirect, special, incidental, or consequential damage or penalties and does not assume any liability of purchase to others or to anyone for injury to persons or property.

THIS IS THE EXCLUSIVE WARRANTY GIVEN IN CONNECTION WITH THE SALE OF THIS PRODUCT. THERE ARE NO OTHER WARRANTIES, EXPRESSED OR IMPLIED, INCLUDING EXPRESSED OR IMPLIED WARRANTY OF MERCHANTABILITY, OR ANY EXPRESSED OR IMPLIED WARRANTY OF SUITABILITY FOR ANY PARTICULAR PURPOSE, GIVEN BY AMERICAN AVK COMPANY IN CONNECTION WITH THIS PRODUCT.

American AVK Company
2155 Meridian Blvd
Minden, NV 89423
Tel: (775) 552-1400
Fax: (775) 783-1031
sales@avkus.com
www.americanavk.com

Expect... AVK

Copyright © AVK Group A/S 2025

American AVK Company an ISO 9001 and ISO 14001 registered company COPYRIGHT©AVK GROUP A/S 2025
U.S. Master Pricelist - v052925 Subject to change without notice. (rev. 05/29/25)

AMERICAN AVK COMPANY TEN (10) YEAR WARRANTY
WET BARREL FIRE HYDRANTS

American AVK Company warrants all models of Series 24 Wet Barrel Fire Hydrants to be free from defects in workmanship and materials for a period of ten (10) years from the date of shipment from American AVK Company. American AVK Company shall have no obligation under this warranty unless it is notified of claims hereunder promptly and in writing upon discovery thereof and within the warranty period, and unless the product is delivered to an American AVK Company facility within thirty (30) days of such notice.

American AVK shall have the right to inspect said product before it is removed from installation. If the product is removed from installation prior to approval from American AVK this warranty shall be void.

As to motors, gearing or accessory equipment purchased by American AVK Company from others manufacturers, and used or incorporated into American AVK Company's products, those manufacturers' warranties shall apply.

American AVK Company will honor all reasonable costs to repair or replace any American AVK Company Wet Barrel Fire Hydrant found to be defective.

American AVK Company's sole responsibility shall be, in its sole discretion, to replace the product with the same or a similar product, repair the product, or refund the price paid for the product provided the product has been properly applied and used under normal service and under conditions for which it is designed. American AVK Company shall not be liable for indirect, special, incidental, or consequential damage or penalties and does not assume any liability of purchase to others or to anyone for injury to persons or property.

THIS IS THE EXCLUSIVE WARRANTY GIVEN IN CONNECTION WITH THE SALE OF THIS PRODUCT. THERE ARE NO OTHER WARRANTIES, EXPRESSED OR IMPLIED, INCLUDING EXPRESSED OR IMPLIED WARRANTY OF MERCHANTABILITY, OR ANY EXPRESSED OR IMPLIED WARRANTY OF SUITABILITY FOR ANY PARTICULAR PURPOSE, GIVEN BY AMERICAN AVK COMPANY IN CONNECTION WITH THIS PRODUCT.

American AVK Company
2155 Meridian Blvd
Minden, NV 89423
Tel: (775) 552-1400
Fax: (775) 783-1031
sales@avkus.com
www.americanavk.com

Copyright © AVK Group A/S 2025

AMERICAN AVK COMPANY TEN (10) YEAR WARRANTY
DRY BARREL FIRE HYDRANTS

American AVK Company warrants all models of Series 2700 and Series 2780 Dry Barrel Fire Hydrants to be free from defects in workmanship and materials for a period of ten (10) years from the date of shipment from American AVK Company. American AVK Company shall have no obligation under this warranty unless it is notified of claims hereunder promptly and in writing upon discovery thereof and within the warranty period, and unless the product is delivered to an American AVK Company facility within thirty (30) days of such notice.

American AVK shall have the right to inspect said product before it is removed from installation. If the product is removed from installation prior to approval from American AVK this warranty shall be void.

As to motors, gearing or accessory equipment purchased by American AVK Company from others manufacturers, and used or incorporated into American AVK Company's products, those manufacturers' warranties shall apply.

American AVK Company will honor all reasonable costs to repair or replace any American AVK Company Dry Barrel Fire Hydrant found to be defective.

American AVK Company's sole responsibility shall be, in its sole discretion, to replace the product with the same or a similar product, repair the product, or refund the price paid for the product provided the product has been properly applied and used under normal service and under conditions for which it is designed. American AVK Company shall not be liable for indirect, special, incidental, or consequential damage or penalties and does not assume any liability of purchase to others or to anyone for injury to persons or property.

THIS IS THE EXCLUSIVE WARRANTY GIVEN IN CONNECTION WITH THE SALE OF THIS PRODUCT. THERE ARE NO OTHER WARRANTIES, EXPRESSED OR IMPLIED, INCLUDING EXPRESSED OR IMPLIED WARRANTY OF MERCHANTABILITY, OR ANY EXPRESSED OR IMPLIED WARRANTY OF SUITABILITY FOR ANY PARTICULAR PURPOSE, GIVEN BY AMERICAN AVK COMPANY IN CONNECTION WITH THIS PRODUCT.

American AVK Company
2155 Meridian Blvd
Minden, NV 89423
Tel: (775) 552-1400
Fax: (775) 783-1031
sales@avkus.com
www.americanavk.com

Expect... AVK

Copyright © AVK Group A/S 2025

American AVK Company an ISO 9001 and ISO 14001 registered company COPYRIGHT©AVK GROUP A/S 2025
U.S. Master Pricelist - v052925 Subject to change without notice. (rev. 05/29/25)

AMERICAN AVK COMPANY ONE (1) WARRANTY YEAR
SERIES 3400/3480 POST INDICATOR

American AVK Company warrants its Series 3400 and 3480 Post Indicator to be free from defects in workmanship and materials for a period of one (1) year from the date of shipment from American AVK Company. American AVK Company shall have no obligation under this warranty unless it is notified of claims hereunder promptly and in writing upon discovery thereof and within the warranty period, and unless the product is delivered to American AVK Company within thirty (30) days of such notice.

American AVK shall have the right to inspect said product before it is removed from installation. If the product is removed from installation prior to approval from American AVK this warranty shall be void.

As to motors, gearing or accessory equipment purchased by American AVK Company from other manufacturers, and used or incorporated into American AVK Company's products, those manufacturers' warranties shall apply.

American AVK Company's sole responsibility shall be, in its sole discretion, to replace the product with the same or a similar product, repair the product, or refund the price paid for the product provided the product has been properly applied and used under normal service and under conditions for which it is designed. American AVK Company shall not be liable for indirect, special, incidental, or consequential damage or penalties and does not assume any liability of purchase to others or to anyone for injury to persons or property.

THIS IS THE EXCLUSIVE WARRANTY GIVEN IN CONNECTION WITH THE SALE OF THIS PRODUCT. THERE ARE NO OTHER WARRANTIES, EXPRESSED OR IMPLIED, INCLUDING EXPRESSED OR IMPLIED WARRANTY OF MERCHANTABILITY, OR ANY EXPRESSED OR IMPLIED WARRANTY OF SUITABILITY FOR ANY PARTICULAR PURPOSE, GIVEN BY AMERICAN AVK COMPANY IN CONNECTION WITH THIS PRODUCT.

American AVK Company
2155 Meridian Blvd
Minden, NV 89423
Tel: (775) 552-1400
Fax: (775) 783-1031
sales@avkus.com
www.americanavk.com

Expect... AVK

American AVK Company an ISO 9001 and ISO 14001 registered company COPYRIGHT©AVK GROUP A/S 2025
U.S. Master Pricelist - v052925 Subject to change without notice. (rev. 05/29/25)

Copyright © AVK Group A/S 2025

AMERICAN AVK COMPANY WARRANTY
SERIES 41/45-41/50 CHECK VALVES

American AVK Company warrants its Series 41/45 and 41/50 Check Valves to be free from defects in workmanship and materials for a period of one (1) year from the date of shipment from American AVK Company. American AVK Company shall have no obligation under this warranty unless it is notified of claims hereunder promptly and in writing upon discovery thereof and within the warranty period, and unless the product is delivered to American AVK Company within thirty (30) days of such notice.

American AVK shall have the right to inspect said product before it is removed from installation. If the product is removed from installation prior to approval from American AVK this warranty shall be void.

As to motors, gearing or accessory equipment purchased by American AVK Company from other manufacturers, and used or incorporated into American AVK Company's products, those manufacturers' warranties shall apply.

American AVK Company's sole responsibility shall be, in its sole discretion, to replace the product with the same or a similar product, repair the product, or refund the price paid for the product provided the product has been properly applied and used under normal service and under conditions for which it is designed. American AVK Company shall not be liable for indirect, special, incidental, or consequential damage or penalties and does not assume any liability of purchase to others or to anyone for injury to persons or property.

THIS IS THE EXCLUSIVE WARRANTY GIVEN IN CONNECTION WITH THE SALE OF THIS PRODUCT. THERE ARE NO OTHER WARRANTIES, EXPRESSED OR IMPLIED, INCLUDING EXPRESSED OR IMPLIED WARRANTY OF MERCHANTABILITY, OR ANY EXPRESSED OR IMPLIED WARRANTY OF SUITABILITY FOR ANY PARTICULAR PURPOSE, GIVEN BY AMERICAN AVK COMPANY IN CONNECTION WITH THIS PRODUCT.

American AVK Company
2155 Meridian Blvd
Minden, NV 89423
Tel: (775) 552-1400
Fax: (775) 783-1031
sales@avkus.com
www.americanavk.com

Expect... AVK

Copyright © AVK Group A/S 2025

American AVK Company an ISO 9001 and ISO 14001 registered company COPYRIGHT©AVK GROUP A/S 2025
U.S. Master Pricelist - v052925 Subject to change without notice. (rev. 05/29/25)

AMERICAN AVK COMPANY WARRANTY
SERIES 53 BALL CHECK VALVES

American AVK Company warrants its Series 53 Ball Check Valves to be free from defects in workmanship and materials for a period of one (1) year from the date of shipment from American AVK Company. American AVK Company shall have no obligation under this warranty unless it is notified of claims hereunder promptly and in writing upon discovery thereof and within the warranty period, and unless the product is delivered to American AVK Company within thirty (30) days of such notice.

American AVK shall have the right to inspect said product before it is removed from installation. If the product is removed from installation prior to approval from American AVK this warranty shall be void.

As to motors, gearing or accessory equipment purchased by American AVK Company from other manufacturers, and used or incorporated into American AVK Company's products, those manufacturers' warranties shall apply.

American AVK Company's sole responsibility shall be, in its sole discretion, to replace the product with the same or a similar product, repair the product, or refund the price paid for the product provided the product has been properly applied and used under normal service and under conditions for which it is designed. American AVK Company shall not be liable for indirect, special, incidental, or consequential damage or penalties and does not assume any liability of purchase to others or to anyone for injury to persons or property.

THIS IS THE EXCLUSIVE WARRANTY GIVEN IN CONNECTION WITH THE SALE OF THIS PRODUCT. THERE ARE NO OTHER WARRANTIES, EXPRESSED OR IMPLIED, INCLUDING EXPRESSED OR IMPLIED WARRANTY OF MERCHANTABILITY, OR ANY EXPRESSED OR IMPLIED WARRANTY OF SUITABILITY FOR ANY PARTICULAR PURPOSE, GIVEN BY AMERICAN AVK COMPANY IN CONNECTION WITH THIS PRODUCT.

American AVK Company
2155 Meridian Blvd
Minden, NV 89423
Tel: (775) 552-1400
Fax: (775) 783-1031
sales@avkus.com
www.americanavk.com

Expect... AVK

American AVK Company an ISO 9001 and ISO 14001 registered company COPYRIGHT©AVK GROUP A/S 2025
U.S. Master Pricelist - v052925 Subject to change without notice. (rev. 05/29/25)

Copyright © AVK Group A/S 2025

AMERICAN AVK COMPANY WARRANTY
SERIES 67 POST HYDRANT

American AVK Company warrants its Series 67 Post Hydrant to be free from defects in workmanship and materials for a period of one (1) year from the date of shipment from American AVK Company. American AVK Company shall have no obligation under this warranty unless it is notified of claims hereunder promptly and in writing upon discovery thereof and within the warranty period, and unless the product is delivered to American AVK Company within thirty (30) days of such notice.

American AVK shall have the right to inspect said product before it is removed from installation. If the product is removed from installation prior to approval from American AVK this warranty shall be void.

As to motors, gearing or accessory equipment purchased by American AVK Company from other manufacturers, and used or incorporated into American AVK Company's products, those manufacturers' warranties shall apply.

American AVK Company's sole responsibility shall be, in its sole discretion, to replace the product with the same or a similar product, repair the product, or refund the price paid for the product provided the product has been properly applied and used under normal service and under conditions for which it is designed. American AVK Company shall not be liable for indirect, special, incidental, or consequential damage or penalties and does not assume any liability of purchase to others or to anyone for injury to persons or property.

THIS IS THE EXCLUSIVE WARRANTY GIVEN IN CONNECTION WITH THE SALE OF THIS PRODUCT. THERE ARE NO OTHER WARRANTIES, EXPRESSED OR IMPLIED, INCLUDING EXPRESSED OR IMPLIED WARRANTY OF MERCHANTABILITY, OR ANY EXPRESSED OR IMPLIED WARRANTY OF SUITABILITY FOR ANY PARTICULAR PURPOSE, GIVEN BY AMERICAN AVK COMPANY IN CONNECTION WITH THIS PRODUCT.

American AVK Company
2155 Meridian Blvd
Minden, NV 89423
Tel: (775) 552-1400
Fax: (775) 783-1031
sales@avkus.com
www.americanavk.com

Expect... AVK

Copyright © AVK Group A/S 2025

American AVK Company an ISO 9001 and ISO 14001 registered company COPYRIGHT©AVK GROUP A/S 2025
U.S. Master Pricelist - v052925 Subject to change without notice. (rev. 05/29/25)

AMERICAN AVK COMPANY WARRANTY
TAMPERGUARD HYDRANT LOCK

American AVK Company warrants its TamperGuard Hydrant Lock to be free from defects in workmanship and materials for a period of one (1) year from the date of shipment from American AVK Company. American AVK Company shall have no obligation under this warranty unless it is notified of claims hereunder promptly and in writing upon discovery thereof and within the warranty period, and unless the product is delivered to American AVK Company within thirty (30) days of such notice.

American AVK shall have the right to inspect said product before it is removed from installation. If the product is removed from installation prior to approval from American AVK this warranty shall be void.

As to motors, gearing or accessory equipment purchased by American AVK Company from other manufacturers, and used or incorporated into American AVK Company's products, those manufacturers' warranties shall apply.

American AVK Company's sole responsibility shall be, in its sole discretion, to replace the product with the same or a similar product, repair the product, or refund the price paid for the product provided the product has been properly applied and used under normal service and under conditions for which it is designed. American AVK Company shall not be liable for indirect, special, incidental, or consequential damage or penalties and does not assume any liability of purchase to others or to anyone for injury to persons or property.

THIS IS THE EXCLUSIVE WARRANTY GIVEN IN CONNECTION WITH THE SALE OF THIS PRODUCT. THERE ARE NO OTHER WARRANTIES, EXPRESSED OR IMPLIED, INCLUDING EXPRESSED OR IMPLIED WARRANTY OF MERCHANTABILITY, OR ANY EXPRESSED OR IMPLIED WARRANTY OF SUITABILITY FOR ANY PARTICULAR PURPOSE, GIVEN BY AMERICAN AVK COMPANY IN CONNECTION WITH THIS PRODUCT.

American AVK Company
2155 Meridian Blvd
Minden, NV 89423
Tel: (775) 552-1400
Fax: (775) 783-1031
sales@avkus.com
www.americanavk.com

Copyright © AVK Group A/S 2025

AMERICAN AVK COMPANY TEN (10) YEAR WARRANTY
FLOWGUARD I HYDRANT CHECK VALVE

American AVK Company warrants its Series 279C FlowGuard I Hydrant Check Valve to be free from defects in workmanship and materials for a period of ten (10) years from the date of shipment from American AVK Company. American AVK Company shall have no obligation under this warranty unless it is notified of claims hereunder promptly and in writing upon discovery thereof and within the warranty period, and unless the product is delivered to an American AVK Company facility within thirty (30) days of such notice.

American AVK shall have the right to inspect said product before it is removed from installation. If the product is removed from installation prior to approval from American AVK this warranty shall be void.

As to motors, gearing or accessory equipment purchased by American AVK Company from others manufacturers, and used or incorporated into American AVK Company's products, those manufacturers' warranties shall apply.

American AVK Company will honor all reasonable costs to repair or replace any American AVK Company Dry Barrel Fire Hydrant found to be defective.

American AVK Company's sole responsibility shall be, in its sole discretion, to replace the product with the same or a similar product, repair the product, or refund the price paid for the product provided the product has been properly applied and used under normal service and under conditions for which it is designed. American AVK Company shall not be liable for indirect, special, incidental, or consequential damage or penalties and does not assume any liability of purchase to others or to anyone for injury to persons or property.

THIS IS THE EXCLUSIVE WARRANTY GIVEN IN CONNECTION WITH THE SALE OF THIS PRODUCT. THERE ARE NO OTHER WARRANTIES, EXPRESSED OR IMPLIED, INCLUDING EXPRESSED OR IMPLIED WARRANTY OF MERCHANTABILITY, OR ANY EXPRESSED OR IMPLIED WARRANTY OF SUITABILITY FOR ANY PARTICULAR PURPOSE, GIVEN BY AMERICAN AVK COMPANY IN CONNECTION WITH THIS PRODUCT.

American AVK Company
2155 Meridian Blvd
Minden, NV 89423
Tel: (775) 552-1400
Fax: (775) 783-1031
sales@avkus.com
www.americanavk.com

Expect... AVK

Copyright © AVK Group A/S 2025

American AVK Company an ISO 9001 and ISO 14001 registered company COPYRIGHT©AVK GROUP A/S 2025
U.S. Master Pricelist - v052925 Subject to change without notice. (rev. 05/29/25)

AMERICAN AVK COMPANY ONE (1) YEAR WARRANTY
ECCENTRIC PLUG VALVES

American AVK Company warrants its Series 764 Eccentric Plug Valves to be free from defects in workmanship and materials for a period of ten 1 year from the date of shipment from American AVK Company. American AVK Company shall have no obligation under this warranty unless it is notified of claims hereunder promptly and in writing upon discovery thereof and within the warranty period, and unless the product is delivered to the American AVK Company facility within thirty (30) days of such notice.

American AVK shall have the right to inspect said product before it is removed from installation. If the product is removed from installation prior to approval from American AVK this warranty shall be void.

As to motors, gearing or accessory equipment purchased by American AVK Company from others manufacturers, and used or incorporated into American AVK Company's products, those manufacturers' warranties shall apply.

American AVK Company will honor all reasonable costs to repair or replace any American AVK Company Eccentric Plug Valve found to be defective.

American AVK Company's sole responsibility shall be, in its sole discretion, to replace the product with the same or a similar product, repair the product, or refund the price paid for the product provided the product has been properly applied and used under normal service and under conditions for which it is designed. American AVK Company shall not be liable for indirect, special, incidental, or consequential damage or penalties and does not assume any liability of purchase to others or to anyone for injury to persons or property.

THIS IS THE EXCLUSIVE WARRANTY GIVEN IN CONNECTION WITH THE SALE OF THIS PRODUCT. THERE ARE NO OTHER WARRANTIES, EXPRESSED OR IMPLIED, INCLUDING EXPRESSED OR IMPLIED WARRANTY OF MERCHANTABILITY, OR ANY EXPRESSED OR IMPLIED WARRANTY OF SUITABILITY FOR ANY PARTICULAR PURPOSE, GIVEN BY AMERICAN AVK COMPANY IN CONNECTION WITH THIS PRODUCT.

American AVK Company
2155 Meridian Blvd
Minden, NV 89423
Tel: (775) 552-1400
Fax: (775) 783-1031
sales@avkus.com
www.americanavk.com

Expect... AVK

American AVK Company an ISO 9001 and ISO 14001 registered company COPYRIGHT©AVK GROUP A/S 2025
U.S. Master Pricelist - v052925 Subject to change without notice. (rev. 05/29/25)

Copyright © AVK Group A/S 2025

AMERICAN AVK COMPANY ONE (1) YEAR WARRANTY
DOUBLE ECCENTRIC BUTTERFLY VALVES

American AVK Company warrants its Series 766 Double Eccentric Butterfly Valves to be free from defects in workmanship and materials for a period of one 1 year from the date of shipment from American AVK Company. American AVK Company shall have no obligation under this warranty unless it is notified of claims hereunder promptly and in writing upon discovery thereof and within the warranty period, and unless the product is delivered to the American AVK Company facility within thirty (30) days of such notice.

American AVK shall have the right to inspect said product before it is removed from installation. If the product is removed from installation prior to approval from American AVK this warranty shall be void.

As to motors, gearing or accessory equipment purchased by American AVK Company from others manufacturers, and used or incorporated into American AVK Company's products, those manufacturers' warranties shall apply.

American AVK Company will honor all reasonable costs to repair or replace any American AVK Company Double Eccentric Butterfly Valve found to be defective.

American AVK Company's sole responsibility shall be, in its sole discretion, to replace the product with the same or a similar product, repair the product, or refund the price paid for the product provided the product has been properly applied and used under normal service and under conditions for which it is designed. American AVK Company shall not be liable for indirect, special, incidental, or consequential damage or penalties and does not assume any liability of purchase to others or to anyone for injury to persons or property.

THIS IS THE EXCLUSIVE WARRANTY GIVEN IN CONNECTION WITH THE SALE OF THIS PRODUCT. THERE ARE NO OTHER WARRANTIES, EXPRESSED OR IMPLIED, INCLUDING EXPRESSED OR IMPLIED WARRANTY OF MERCHANTABILITY, OR ANY EXPRESSED OR IMPLIED WARRANTY OF SUITABILITY FOR ANY PARTICULAR PURPOSE, GIVEN BY AMERICAN AVK COMPANY IN CONNECTION WITH THIS PRODUCT.

American AVK Company
2155 Meridian Blvd
Minden, NV 89423
Tel: (775) 552-1400
Fax: (775) 783-1031
sales@avkus.com
www.americanavk.com

Expect... AVK

Copyright © AVK Group A/S 2025

American AVK Company an ISO 9001 and ISO 14001 registered company COPYRIGHT©AVK GROUP A/S 2025
U.S. Master Pricelist - v052925 Subject to change without notice. (rev. 05/29/25)

AMERICAN AVK COMPANY ONE (1) YEAR WARRANTY
CONCENTRIC BUTTERFLY VALVES

American AVK Company warrants its Series 816 Concentric Butterfly Valves to be free from defects in workmanship and materials for a period of one 1 year from the date of shipment from American AVK Company. American AVK Company shall have no obligation under this warranty unless it is notified of claims hereunder promptly and in writing upon discovery thereof and within the warranty period, and unless the product is delivered to the American AVK Company facility within thirty (30) days of such notice.

American AVK shall have the right to inspect said product before it is removed from installation. If the product is removed from installation prior to approval from American AVK this warranty shall be void.

As to motors, gearing or accessory equipment purchased by American AVK Company from others manufacturers, and used or incorporated into American AVK Company's products, those manufacturers' warranties shall apply.

American AVK Company will honor all reasonable costs to repair or replace any American AVK Company Concentric Butterfy Valve found to be defective.

American AVK Company's sole responsibility shall be, in its sole discretion, to replace the product with the same or a similar product, repair the product, or refund the price paid for the product provided the product has been properly applied and used under normal service and under conditions for which it is designed. American AVK Company shall not be liable for indirect, special, incidental, or consequential damage or penalties and does not assume any liability of purchase to others or to anyone for injury to persons or property.

THIS IS THE EXCLUSIVE WARRANTY GIVEN IN CONNECTION WITH THE SALE OF THIS PRODUCT. THERE ARE NO OTHER WARRANTIES, EXPRESSED OR IMPLIED, INCLUDING EXPRESSED OR IMPLIED WARRANTY OF MERCHANTABILITY, OR ANY EXPRESSED OR IMPLIED WARRANTY OF SUITABILITY FOR ANY PARTICULAR PURPOSE, GIVEN BY AMERICAN AVK COMPANY IN CONNECTION WITH THIS PRODUCT.

American AVK Company
2155 Meridian Blvd
Minden, NV 89423
Tel: (775) 552-1400
Fax: (775) 783-1031
sales@avkus.com
www.americanavk.com

Expect... AVK

American AVK Company an ISO 9001 and ISO 14001 registered company COPYRIGHT©AVK GROUP A/S 2025
U.S. Master Pricelist - v052925 Subject to change without notice. (rev. 05/29/25)

Copyright © AVK Group A/S 2025

American AVK Company an ISO 9001 and ISO 14001 registered company COPYRIGHT©AVK GROUP A/S 2025
U.S. Master Pricelist - v052925 Subject to change without notice. (rev. 05/29/25)