

SERIES 45, AWWA C509/C515

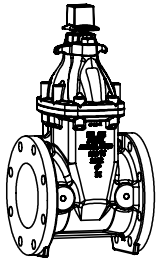
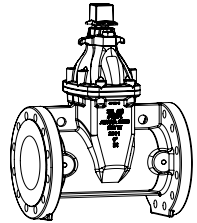
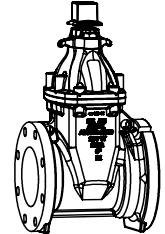
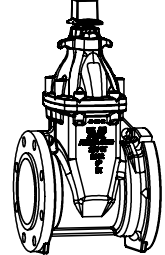
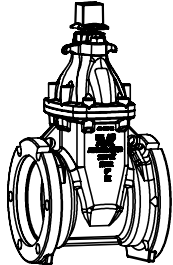
# FULL WALL DUCTILE

**Series 45 AWWA Availability Listing**

Size	FLxFL	FLxFL 250 PSI	GRxGR	IPSxIPS	MJxFL	MJxFL TAPPING	MJxMJ	MJxMJ CUT-IN	POxPO	POxFL
2"				X*						
2.5"	X*									
3"	X		X		X	X	X		X	X
4"	X	X	X		X	X	X			
6"	X	X	X		X	X	X	X	X	X
8"	X	X	X		X	X	X	X	X	X
10"	X	X			X	X	X	X	X	X
12"	X	X			X	X	X	X	X	X
14"	X				X		X			
16"	X				X		X		X	X

\* Sizes below 3" not included in AWWA Standards

AWWA C509/C515, FULL WALL DUCTILE, RESILIENT WEDGE GATE VALVES

Type	AVK Ref. #	Size	Weight		Price US \$	
			kg	lb		
<b>Series 45/FFN</b> <b>FULL WALL DUCTILE</b> <b>FL X FL To AWWA C509/C515</b> <b>125 lb. Flange</b>  Flanged ends to ASME B 16.42 Class 150 NRS Ductile iron 250 PSI Size 2.5"-16" * * For 2" FLxFL see Series 25		45-065-FFN	2.5"	17	38	875
	45-080-FFN	3"	19	42	1,039	
	45-100-FFN	4"	29	63	1,161	
	45-150-FFN	6"	44	97	1,551	
	45-200-FFN	8"	70	154	2,425	
	45-250-FFN	10"	122	269	3,851	
	45-300-FFN	12"	186	409	4,651	
	45-350-FFN*	14"	281	620	14,501	
	45-400-FFN*	16"	358	790	15,729	
	* 14" - 30" discount applies					
<b>Series 45/FFH</b> <b>FULL WALL DUCTILE</b> <b>FL X FL To AWWA C509/C515</b> <b>250 lb. Flange</b>  Flanged ends to ASME B 16.42 Class 250 NRS Ductile iron AWWA 250 PSI CWP 350 PSI Size 4"-12"		45-100-FFH	4"	41	91	3,900
	45-150-FFH	6"	73	161	4,335	
	45-200-FFH	8"	111	244	5,783	
	45-250-FFH	10"	166	366	9,390	
	45-300-FFH	12"	245	541	10,548	
<b>Series 45/MFN</b> <b>FULL WALL DUCTILE</b> <b>MJ X FL To AWWA C509/C515</b>  Mechanical joint end X Flanged end ASME B 16.42 Class 150 NRS Ductile Iron 250 PSI Size 3"-16"		45-080-MFN	3"	20	43	995
	45-100-MFN	4"	28	62	1,119	
	45-150-MFN	6"	47	103	1,495	
	45-200-MFN	8"	71	155	2,335	
	45-250-MFN	10"	109	240	3,709	
	45-300-MFN	12"	153	337	4,479	
	45-350-MFN*	14"	381	840	14,501	
	45-400-MFN*	16"	372	820	15,729	
* 14" - 30" discount applies						
<b>Series 45/MFT</b> <b>FULL WALL DUCTILE</b> <b>MJ X TAP To AWWA C509/515</b>  Mechanical joint end X Flanged end for tapping sleeves Ductile Iron 250 PSI Size 4"-12"		45-100-MFT	4"	32	71	1,477
	45-150-MFT	6"	53	117	2,085	
	45-200-MFT	8"	79	174	3,097	
	45-250-MFT	10"	120	265	4,669	
	45-300-MFT	12"	182	401	7,051	
	less MJ accessories					
<b>Series 45/MMN</b> <b>FULL WALL DUCTILE</b> <b>MJ X MJ To AWWA C509/C515</b>  Mechanical joint ends NRS Ductile iron 250 PSI Size 4"-16" * * For 2" MJxMJ see Series 25		45-080-MMN	3"	20	43	1,049
	45-100-MMN	4"	28	62	1,171	
	45-150-MMN	6"	47	103	1,495	
	45-200-MMN	8"	71	155	2,379	
	45-250-MMN	10"	109	240	3,709	
	45-300-MMN	12"	153	337	4,693	
	45-350-MMN*	14"	360	794	14,501	
	45-400-MMN*	16"	363	800	15,729	
	* 14" - 30" discount applies					

Type	AVK Ref. #	Size	Weight		Price US \$
			kg	lb	
<b>Series 45/MMC</b> <b>FULL WALL DUCTILE</b> <b>MJ Cut-In Valve</b> <b>To AWWA C509/C515</b>  Mechanical joint ends for cut-in NRS 250 PSI Size 4"-12"	less MJ accessories				
	45-100-MMC	4"	28	62	1,647
	45-150-MMC	6"	47	103	2,033
	45-200-MMC	8"	70	155	3,155
	45-250-MMC	10"	109	240	4,751
	45-300-MMC	12"	153	337	5,931
<b>Series 45/PFN</b> <b>FULL WALL DUCTILE</b> <b>PO X FL To AWWA C509/C515</b>  Push-on joint end X Flanged end to ASME B 16.42 Class 150 NRS Ductile Iron 250 PSI Size 4"-12"&16"	w/o gasket				
	45-100-PFN	4"	27	59	1,417
	45-150-PFN	6"	45	98	1,869
	45-200-PFN	8"	70	154	2,951
	45-250-PFN	10"	105	232	4,641
	45-300-PFN	12"	163	358	5,709
45-400-PFN*	16"	363	800	15,729	
* 14"- 30" discount applies					
<b>Series 45/PPN</b> <b>FULL WALL DUCTILE</b> <b>PO X PO To AWWA C509/C515</b>  Push-on joint ends NRS Ductile Iron 250 PSI Size 4"-12"&16"	w/o gasket				
	45-100-PPN	4"	26	57	1,443
	45-150-PPN	6"	44	97	1,899
	45-200-PPN	8"	71	157	2,883
	45-250-PPN	10" *	103	227	4,657
	45-300-PPN	12" *	178	391	5,837
45-400-PPN*	16"	446	982	15,729	
* Special gaskets available for 10"& 12" IPSxIPS					
* 14"- 30" discount applies					
<b>Series 45/IIN</b> <b>FULL WALL DUCTILE</b> <b>IPS X IPS</b>  Push-On joint ends for PVC pipes NRS Ductile Iron 250 PSI Size 2"	less MJ accessories				
45-050-IIN	2"	8	18	763	